

Olympic Gold



**World's Best
Half Court Sets &
Out of Bounds Plays**

*with
Jamie Angeli*

Olympic Gold

World's Best OB Plays - Page 3

World's Best Half Court Sets - Page 40

Online Video Access Page - Page 123



**World's Best
Half Court Sets &
Out of Bounds Plays**

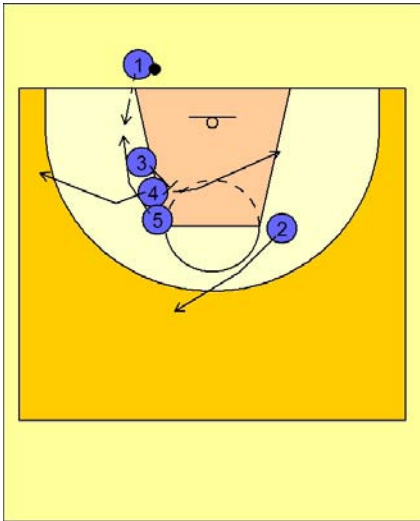
Olympic Gold



**World's Best
Out of Bounds Plays**



Usa ob 2



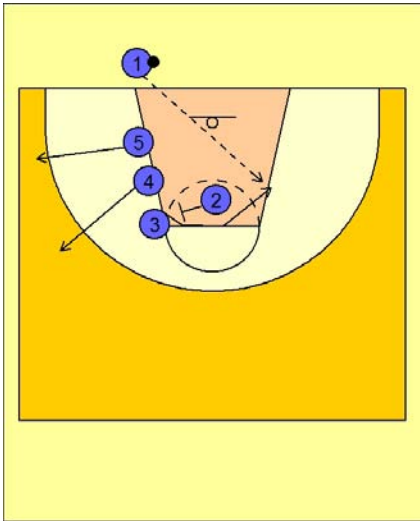
USA OB Under vs. Man Defense

#4 cuts to the ball side corner while #3 sets a screen for #5.

#5 cuts to the rim. #2 cuts out on top for the safety entry.



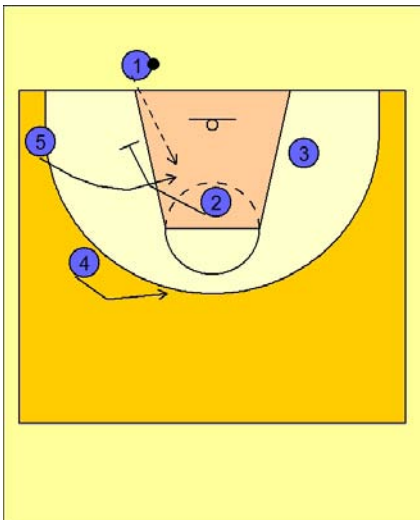
Usa ob 1



USA OB Under vs. Man Defense

#5 cuts to the corner, #4 breaks to the wing.

#2 screens for #3 who cuts in the lane looking for the pass from #1.

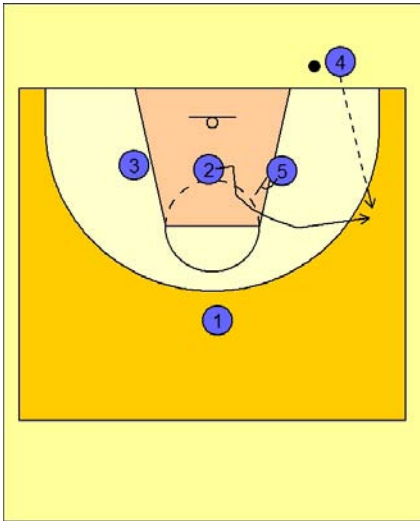


USA OB Under vs. Man Defense

If #3 does not get the ball, #2 screens in on #5's defender. #5 cuts in behind #2 looking for the lob in the lane.

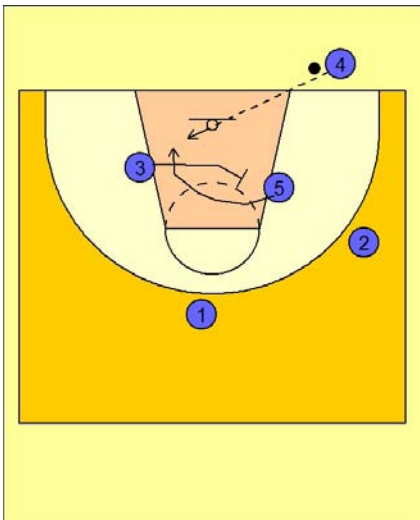


Spain ob 4



Spain OB Under vs. Man Defense

#5 screens in for #2. #2 cuts out to the wing to receive the entry pass from #4.

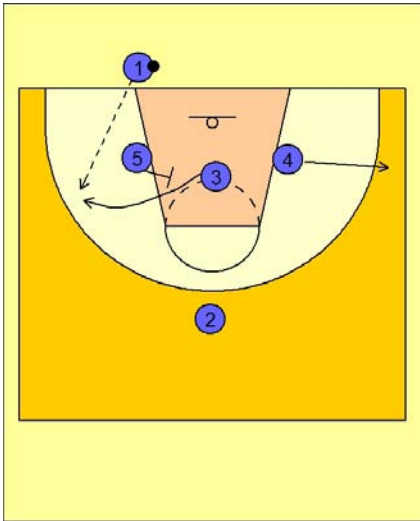


Spain OB Under vs. Man Defense

As soon as #2 cuts off the screen, #3 screens across for #5. #4 looks to pass the ball inside to #5.



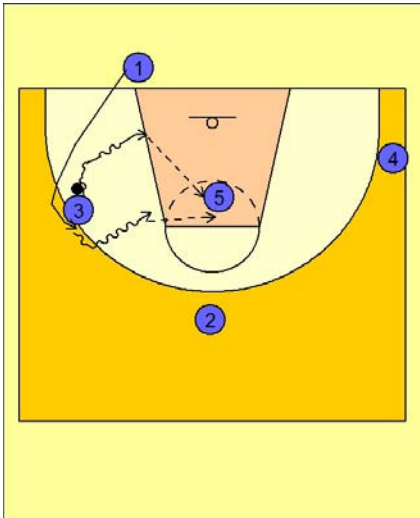
Spain ob 3



Spain OB Under vs. Man Defense

#5 screens in for #3. #4 cuts out to the opposite wing area.

#1 enters the ball to #3 on the left wing.



Spain OB Under vs. Man Defense

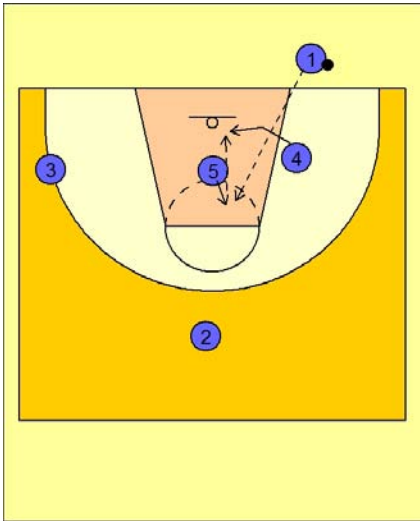
#3 now executes a dribble hand-off with #1 cutting and curling around #3.

#1 can take the ball and get in the lane, looking to score or dump the ball off to #5.

#3 may not give the ball to #1 and attack the rim himself.



Spain ob 2



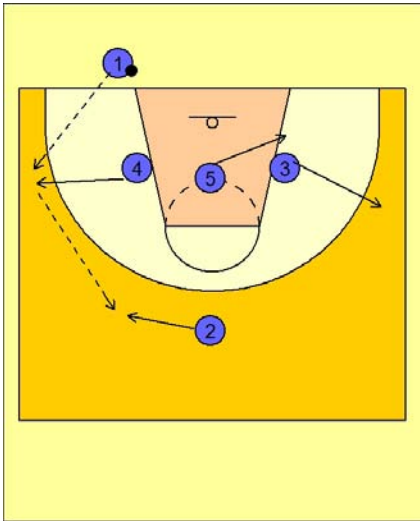
Spain OB Under vs. Man Defense

#5 steps back and looks for the lob pass from #1. As this is happening, #4 cuts under the rim and seal his defender.

#5 looks to catch the ball in the air and at the same time dump the ball down to #4.



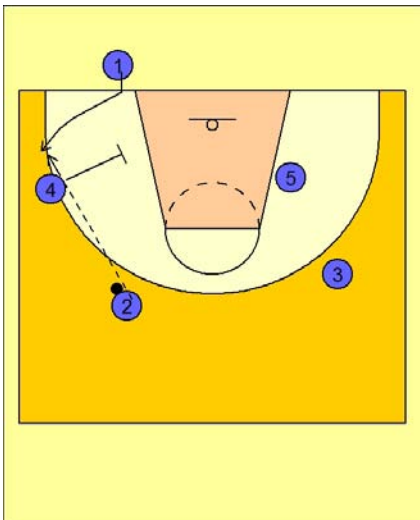
Spain ob 1



Spain OB Under vs. Man Defense

#4 steps out to receive the entry pass from #1. #2 cuts over to the top left wing to receive the next pass from #4.

#5 cuts across the lane to the right low block. #3 cuts to the left wing.

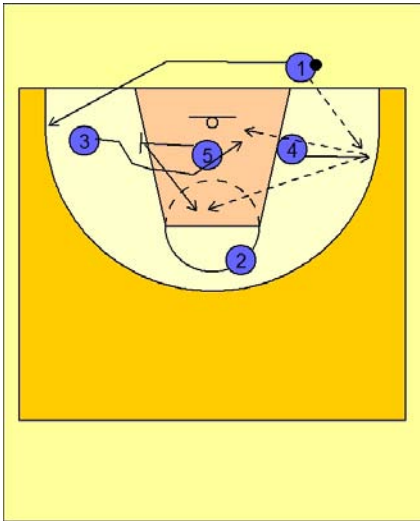


Spain OB Under vs. Man Defense

#4 now slides down and screens the wing defender while #1 cuts in behind #4 for the open jump shot on the wing / corner.



Russia ob 2



Russia OB Under vs. Man Defense

Play starts with #4 breaking out to the ball side corner area. #1 passes to #4.

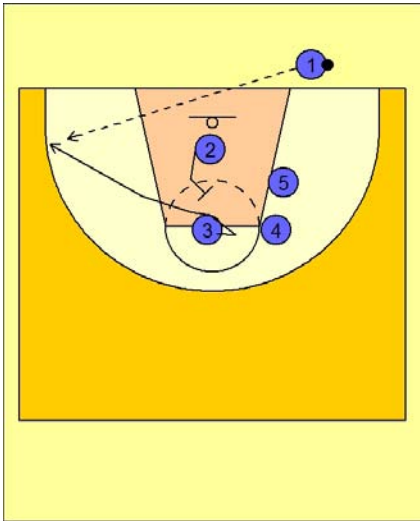
At the same time, #5 is now screening for #3. #3 cuts off the screen from #5 and looks to get the pass inside from #4.

After screening, #5 then flashes to the mid high post area.

#1 enters and cuts to the opposite corner.

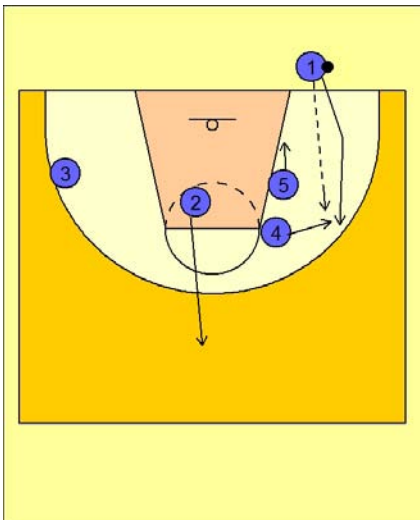


Russia ob 1



Russia OB Under vs. Man Defense

#3 cuts to the opposite corner area off a back screen from #2.

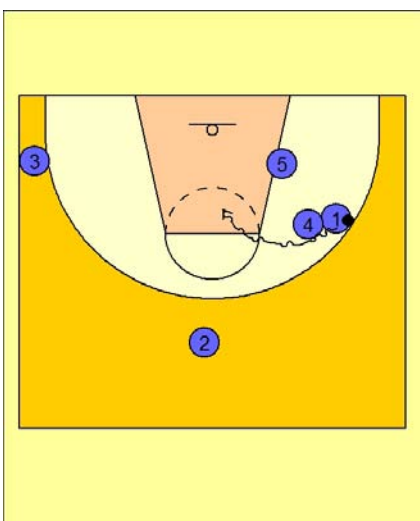


Russia OB Under vs. Man Defense

After screening, #2 breaks to the top of the key area.

#4 breaks out to the right wing while #5 cuts to the low post.

#1 passes to #4 and sprints out to get the ball back from #4.

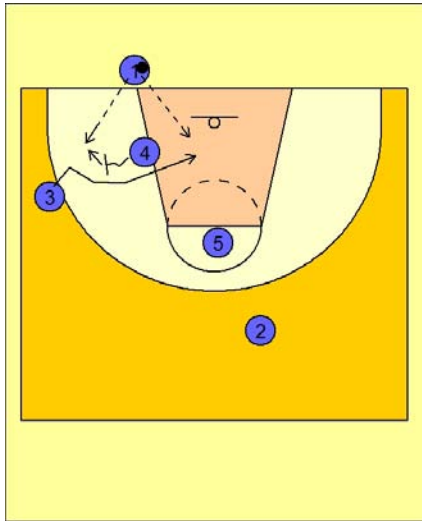


Russia OB Under vs. Man Defense

#1 quickly takes the hand-off and drives the ball in the lane.



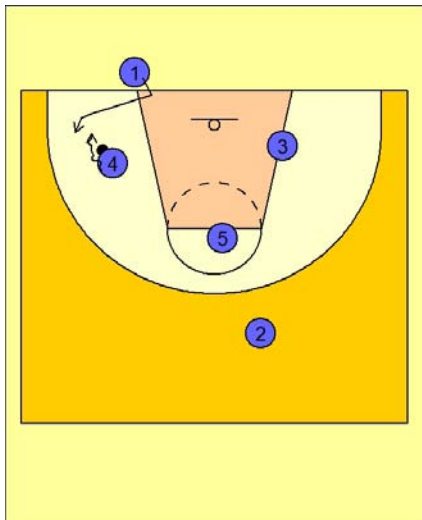
Lithuania ob 2



Lithuania OB Under vs. Man Defense

#4 steps out and sets a screen for #3. #1 looks for #3 inside for the first scoring opportunity.

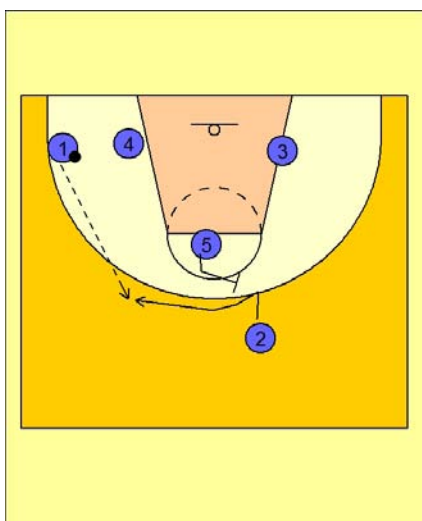
#4 will then break to the ball after screening for #3. If #3 is not open, #1 passes to #4.



Lithuania OB Under vs. Man Defense

Once #4 has the ball, he dribbles at #1 stepping inbounds and executes a dribble handoff with #1.

#1 will look to catch and shoot if he is open.

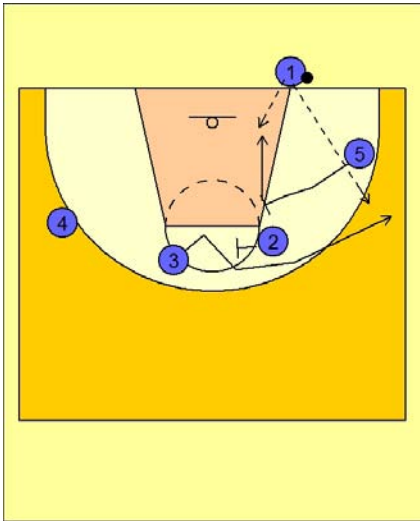


Lithuania OB Under vs. Man Defense

If #1 is not open, he will then look for #2 coming off the screen from #5 on top.



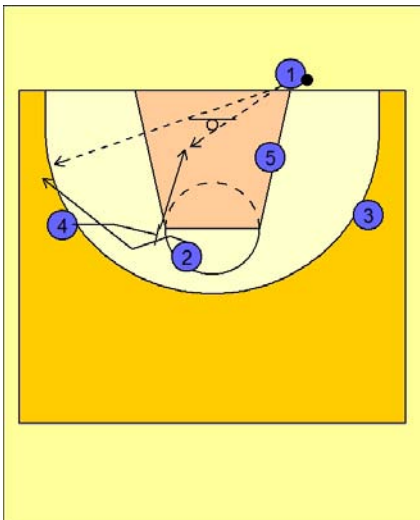
Lithuania ob 1



Lithuania OB Under vs. Man Defense

The play starts with #2 and #5 setting a double screen for #3. #3 breaks to the ball side looking to catch and shoot if he is open.

As #3 comes off the double screen, #5 dives to the basket looking for the pass from #1.



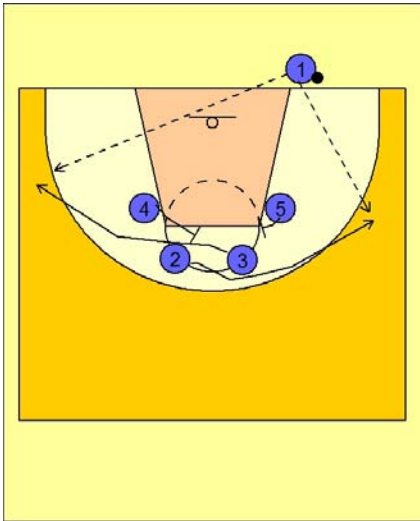
Lithuania OB Under vs. Man Defense

Just after the initial screening action from #2 and #5, #4 moves in and sets a screen for #2.

#1 looks to hit #2 on the opposite wing area. #4 will not dive to the basket when #2 comes off of his screen.



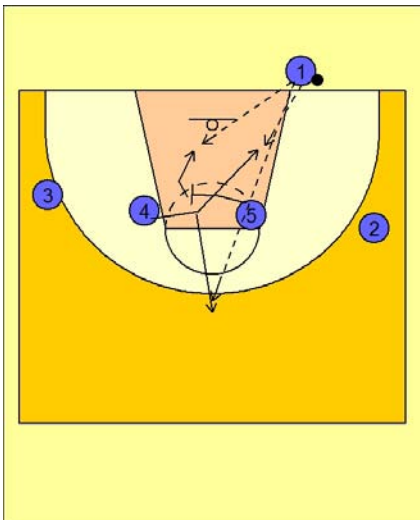
Greece ob 2



Greece OB Under vs. Man Defense

#3 cuts off a screen from #4 while #2 cuts over the top of #3 and uses a screen from #5.

#1 looks to enter the ball to either wing.



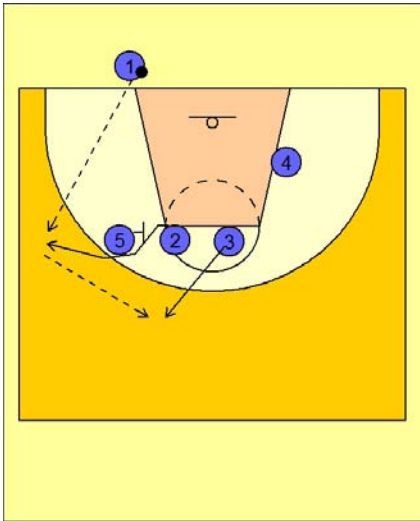
Greece OB Under vs. Man Defense

#5 then screens for #4. #4 rolls over the top of the screen and into the lane.

#5 steps out after screening. #1 can also pass the ball straight out to #5, who can look to shoot or dump the ball inside to #4.



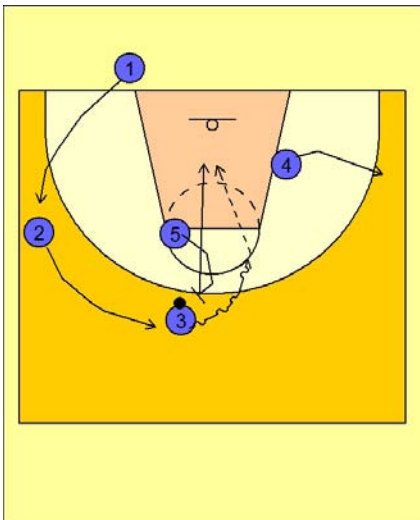
Greece ob 1



Greece OB Under vs. Man Defense

#5 screens for #2. #1 enters the ball to #2 on the left wing area. #3 delays his cut for a bit and then breaks to the top.

#2 passes to #3.



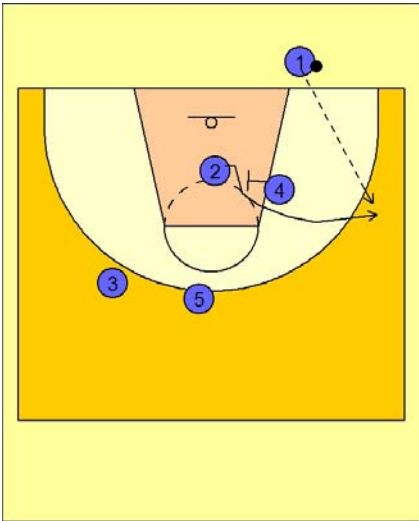
Greece OB Under vs. Man Defense

#5 quickly steps out and ball screens for #3.

#3 attacks the lane on the dribble, looking to score or dump the ball off to #5 rolling to the basket after screening.

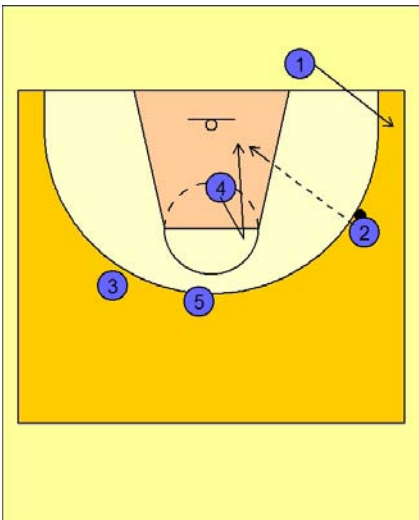


Croatia ob 3



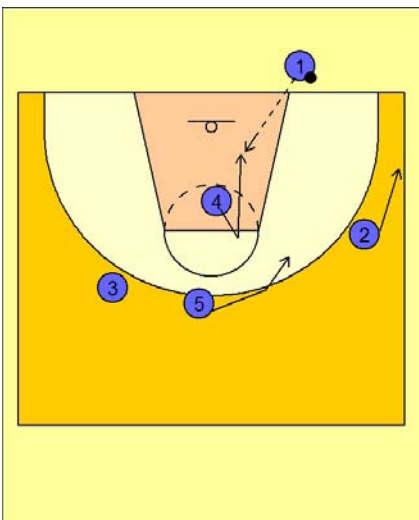
Croatia OB Under vs. Man Defense

#4 screens in for #2. #1 enters the ball to #2 on the right wing.



Croatia OB Under vs. Man Defense

#4 then breaks up to the top and makes a back door cut to the rim. #2 looks to make the lob pass to #4.

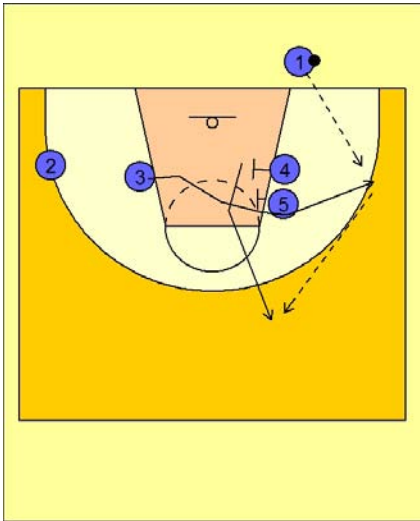


Croatia OB Under vs. Man Defense

This pass may also come from the inbound man, #1.



Croatia ob 2

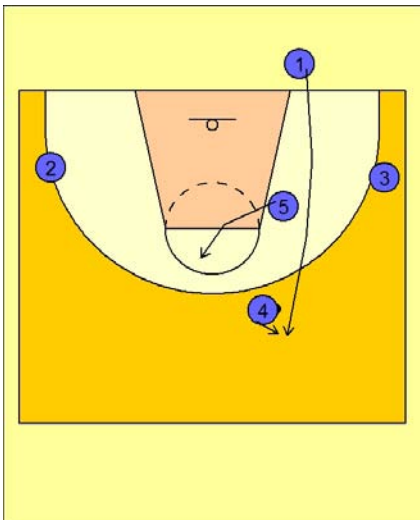


Croatia OB Under vs. Man Defense

#3 breaks to the ball side wing / corner area off of a double screen from #4 and #5.

As soon as #3 cuts off the double, #4 breaks out on top.

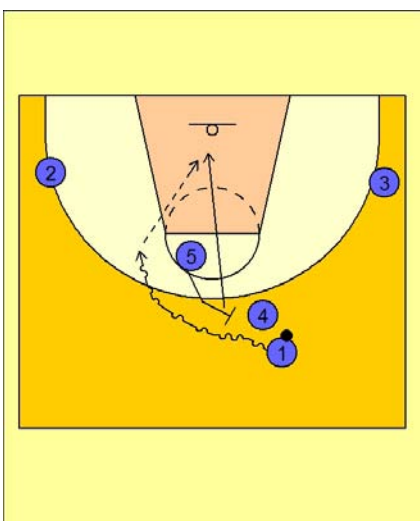
#3 catches the ball and passes to #4 on top.



Croatia OB Under vs. Man Defense

#1 sprints out and takes the ball to #4.

#5 slides up ready to set a ball screen for #1.



Croatia OB Under vs. Man Defense

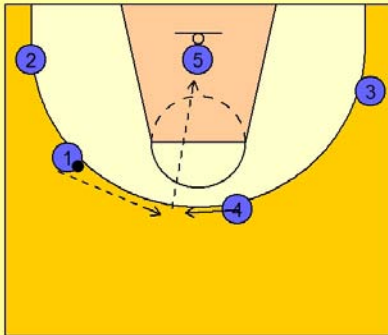
#1 drives off the ball screen from #5.

#5 rolls in the lane looking for the pass from #1.



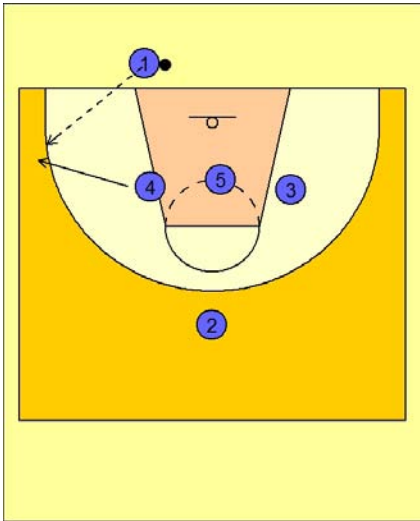
Croatia OB Under vs. Man Defense

If #5 does not get the ball from #1, #1 may look to reverse the ball on top to #4 who will look to make the high / low entry pass to #5 sealing in the paint.



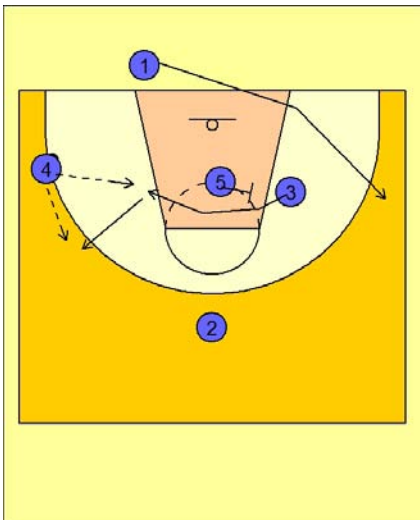


Croatia ob 1



Croatia OB Under vs. Man Defense

#4 breaks to the ball side corner to receive the entry pass from #1.

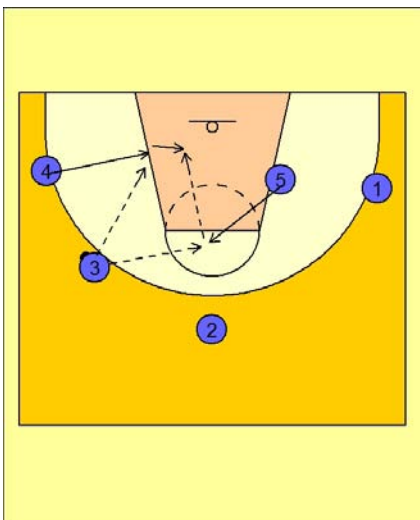


Croatia OB Under vs. Man Defense

#5 then screens for #3. #3 cuts in the lane off the screen from #5.

If #3 is not open he pops out to the top wing area.

#1 enters the ball to #4 and then cuts out to the opposite wing area.

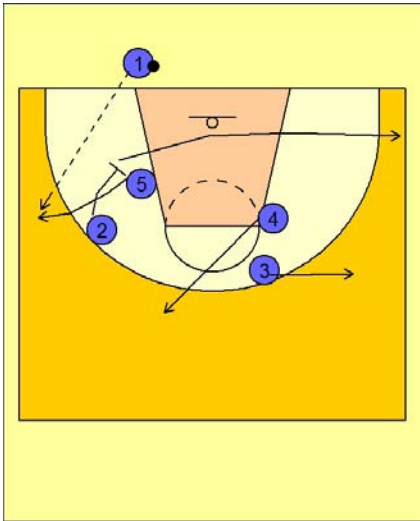


Croatia OB Under vs. Man Defense

#5 now flashes to the high post area while #4 cuts into the lane looking for the post entry pass from #3 or the high / low entry pass from #5.



China ob 1

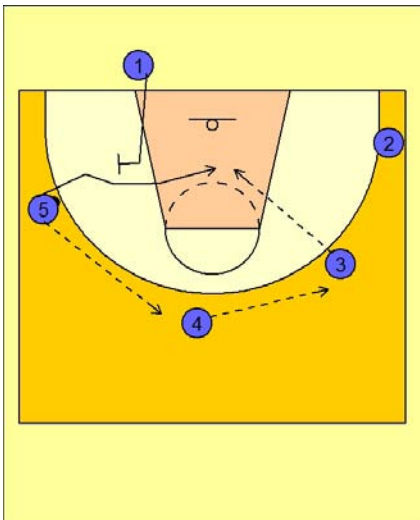


China OB Under vs. Man Defense

#2 down screens for #5. #5 breaks out to the ball side wing area to receive the entry pass from #1.

After screening, #2 cuts to the opposite corner area.

#4 breaks out on top while #3 cuts to the right wing area.

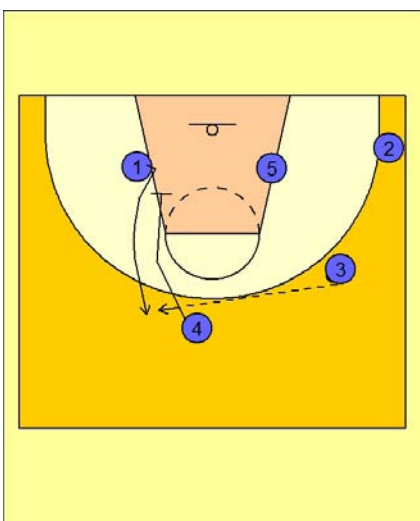


China OB Under vs. Man Defense

#5 passes to #4 on top who reverses the ball to #3 on the right wing.

#1 steps out and back screens for #5.

#3 looks to hit #5 in the middle of the lane.



China OB Under vs. Man Defense

#4 then down screens for #1.

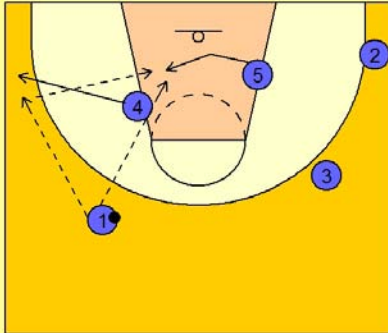
#3 looks to hit #1 breaking up for the open jumper.



China OB Under vs. Man Defense

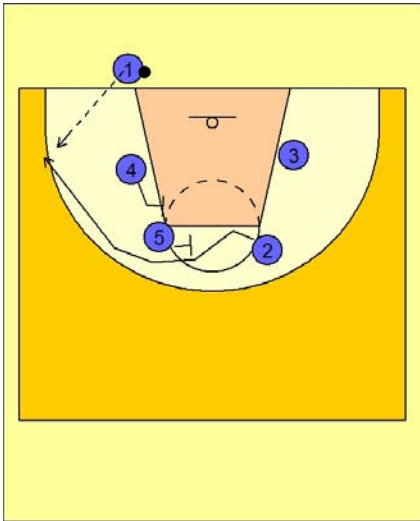
#4 then breaks out to the ball side corner area and #5 cuts across to the ball side low block.

China will then look to load up the center, either from the wing or corner.





Australia ob 3

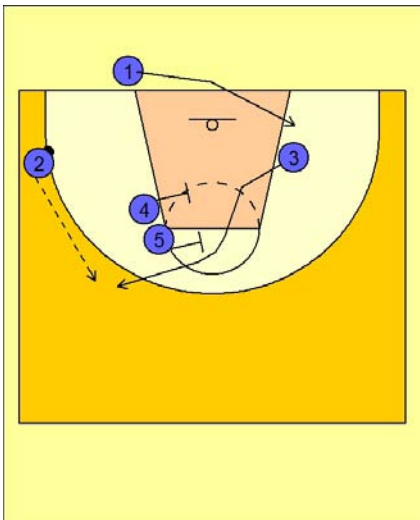


Australia OB Under vs. Man Defense

Box set to begin.

#4 slides up and sets a double screen for #2.

#2 curls around the double screen and receives the entry pass on the ball side corner area.

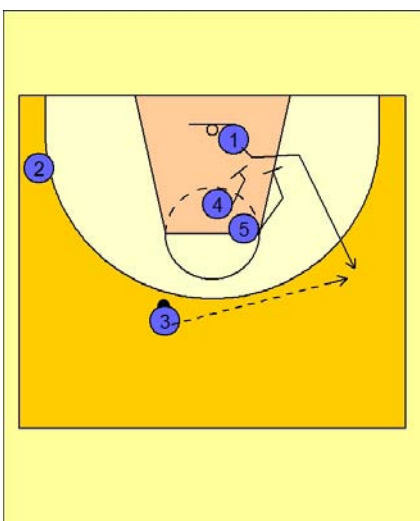


Australia OB Under vs. Man Defense

#4 and #5 continue their action and set a double screen for #3.

#1 entered the ball to #2 and cut to the opposite wing area.

#2 looks to hit #3 for the open jump shot off the double screen from #4 and #5.



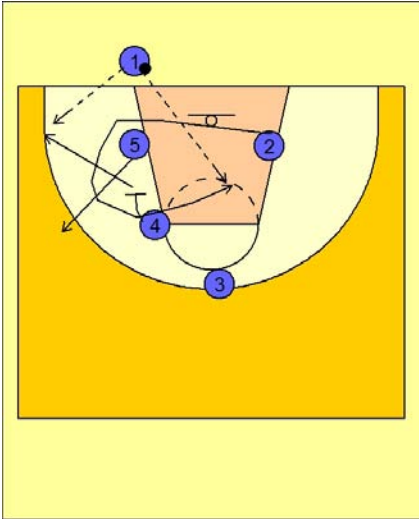
Australia OB Under vs. Man Defense

#4 and #5 set one more double screen for #1.

#3 looks to hit #1 for the open jumper.



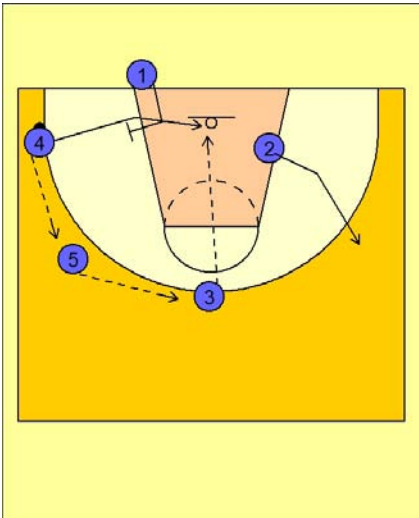
Australia ob 2



Australia OB Under vs. Man Defense

Play starts with #2 cutting around #5 and using a screen from #4 and curls into the middle of the lane.

#4 then breaks out to the left corner. #5 breaks out to the left wing.



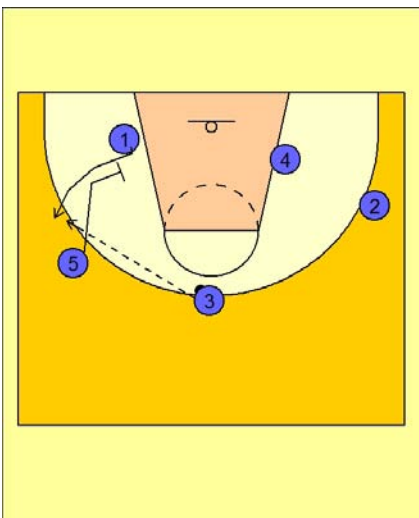
Australia OB Under vs. Man Defense

#4 reverses the ball to #5 who then passes to #3 on top.

#2 did not get the ball so he continues his cut and breaks out to the right wing.

#1 steps in and sets a back screen for #4.

#3 looks to hit #4 cutting to the rim.



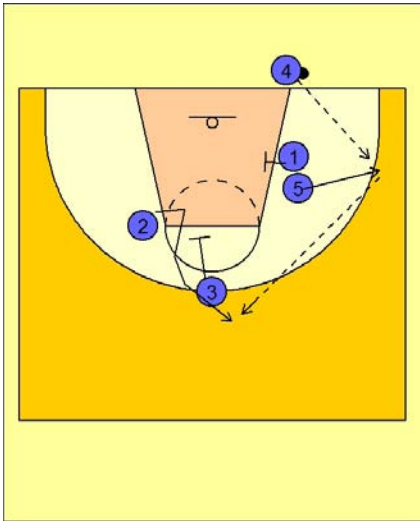
Australia OB Under vs. Man Defense

#5 "picks the picker" and down screens for #1.

#3 looks to hit #1 on the left wing for the open jump shot.



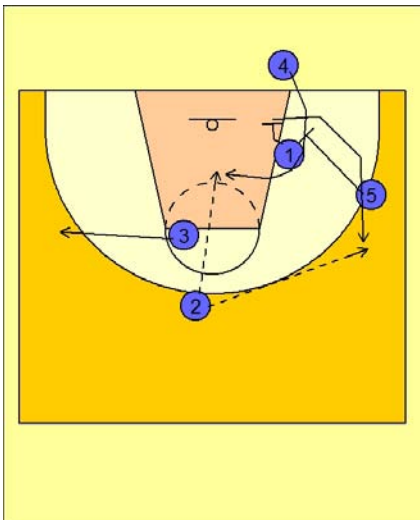
Australia ob 1



Australia OB Under vs. Man Defense

#1 screens in for #5. #5 breaks out on the right corner to receive the entry pass from #4.

#3 then down screens for #2. #5 passes to #2 on top.



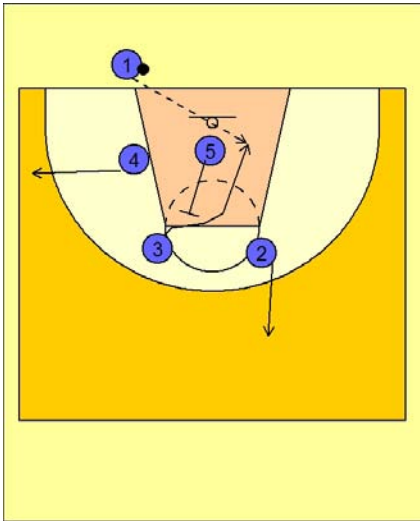
Australia OB Under vs. Man Defense

#4 now cuts in over the top of #1's screen, looking for the pass in the middle of the lane.

#5 then "picks the picker" and screens for #1 who break out to the right wing area.

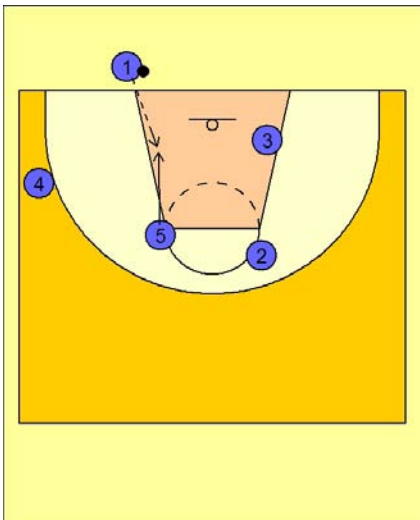


Argentina ob 5



Argentina OB Under vs. Man Defense

- #4 breaks out to the ball side corner while #5 sets a back screen for #3.
- #3 cuts to the basket looking for the inbounds pass from #1.
- #2 breaks out on top for the safety entry.

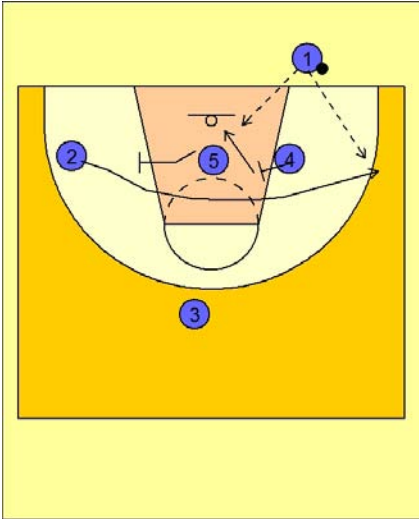


Argentina OB Under vs. Man Defense

- After screening, #5 cuts back to the ball looking for the inbounds pass.

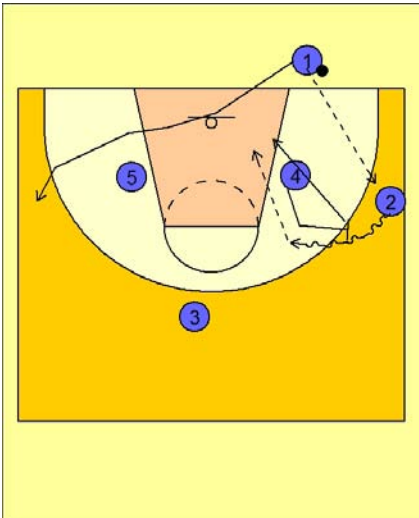


Argentina ob 4



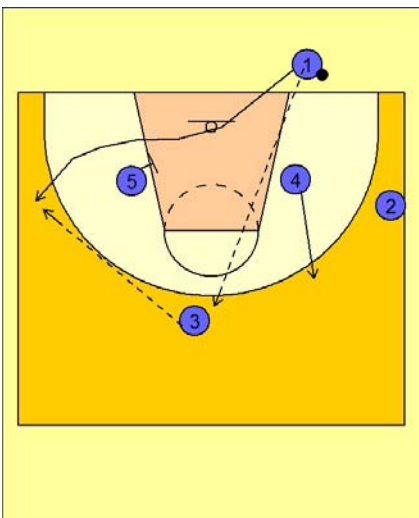
Argentina OB Under vs. Man Defense

- #5 and #4 sets a double staggered screen for #2, who cuts across the middle of the lane looking for the open jump shot on the right corner / wing area.
- #4 will screen and open up in the lane looking for the entry pass from #1. This will be open if #4's defender tries to help on the screening action.



Argentina OB Under vs. Man Defense

- We will assume #2 received the entry pass.
- #4 steps out and sets a ball screen on the wing with #2. #2 looks to score and #4 rolls to the basket.
- #1 breaks out to the opposite wing.



Argentina OB Under vs. Man Defense

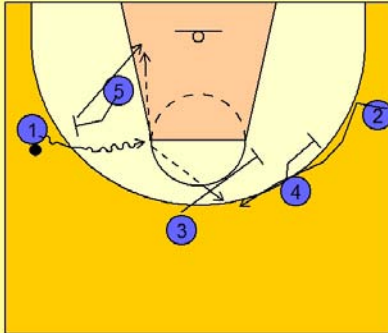
- #1 also has the option to skip the ball out on top to #3.
- When that happens, #1 will break out to the left wing using a screen on the block from #5.



Argentina OB Under vs. Man Defense

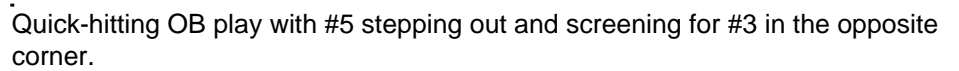
If #1 does not have a shot, #5 steps out and executes a pick and roll on the left wing.

As this is happening, #3 and #4 set a double screen for #2.





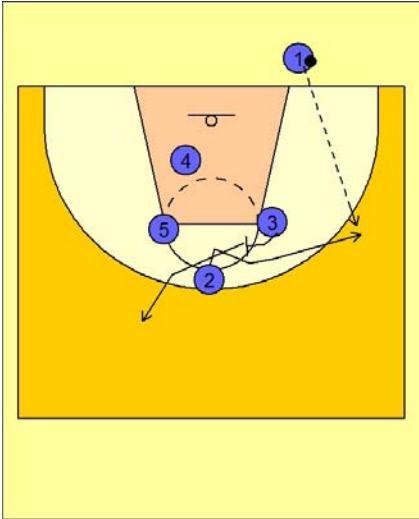
Argentina OB Under vs. Man Defense



#5 screens, opens up and seals looking for the pass under the basket from #1. If the defenders try and switch on this screen, #5 will have a great opportunity to score if he does a good job of sealing.



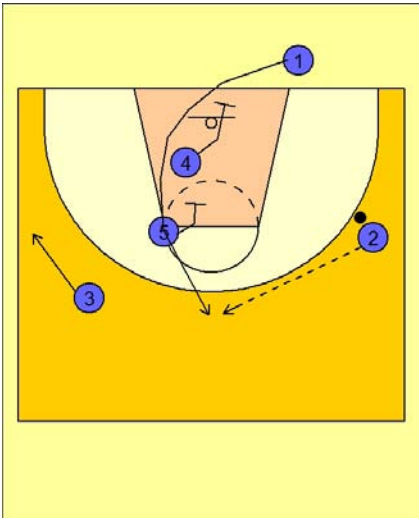
Argentina ob 2



Argentina OB Under vs. Man Defense

#3 screens for #2 who breaks to the right wing and receives the entry pass from #1.

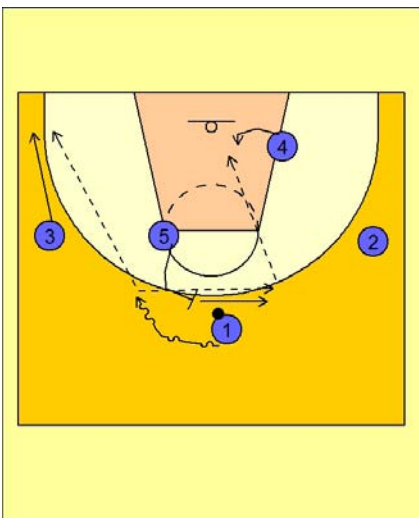
After screening, #3 breaks out on top.



Argentina OB Under vs. Man Defense

Once #2 has the ball, #4 and #5 set a double staggered screen for the inbounder, #1.

#1 breaks up the middle of the lane looking for the open jump shot on top. #3 flattens out to the left wing area.



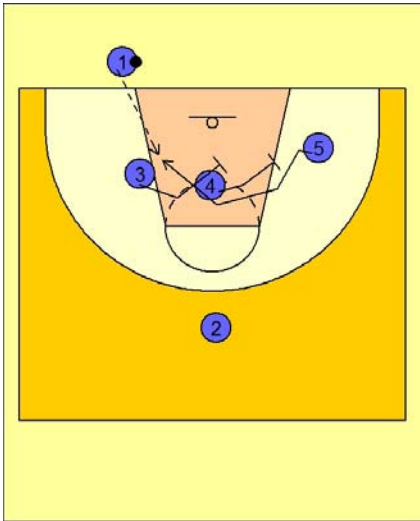
Argentina OB Under vs. Man Defense

If #1 does not have a shot, #5 quickly steps out and sets a ball screen for #1.

#1 drives the ball hard off the screen looking to score, kick out to #3 on the left side of the floor, or pass back to #5 on top for the 3 point shot or the high / low entry pass to #4 inside.



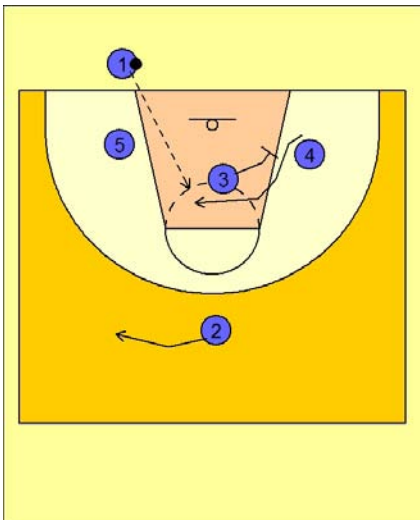
Argentina ob 1



Argentina OB Under vs. Man Defense

#3 and #4 set a double staggered screen for #5.

#1's first option is to hit #5 in the lane.



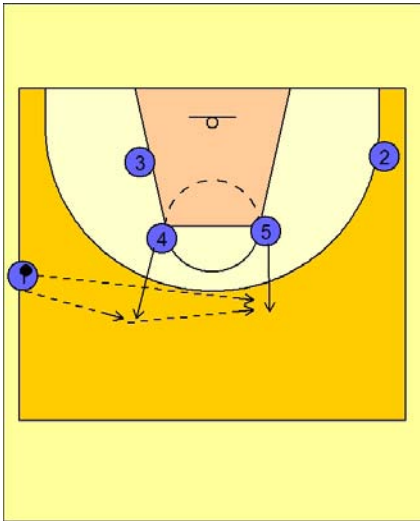
Argentina OB Under vs. Man Defense

#3 then continues his screening action towards #4. #4 just screened for #5 and not turns and uses the screen from #3.

#4 looks for the ball in the middle of the lane.

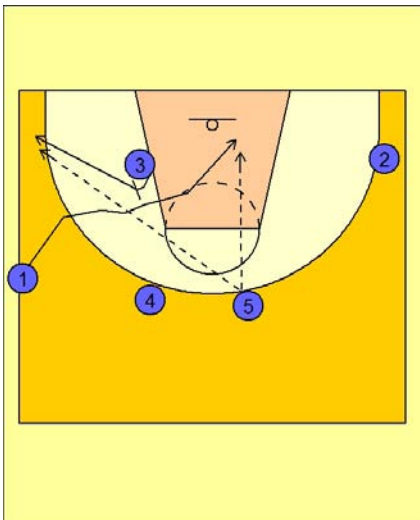


Spain side-out 1



Spain Side-out vs. Man Defense

#4 and #5 step out. #1 passes to #4 or #5. If #4 gets the ball, he will pass to #5.



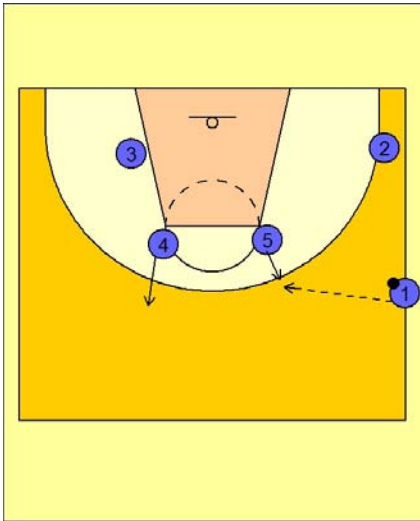
Spain Side-out vs. Man Defense

#3 now sets a back screen for #1. #1 cuts hard over the screen and into the lane.

#3 now cuts quickly to the corner area. This will be an effective way to get open, as #3's defender may have to help momentarily in the lane on the initial back screen.



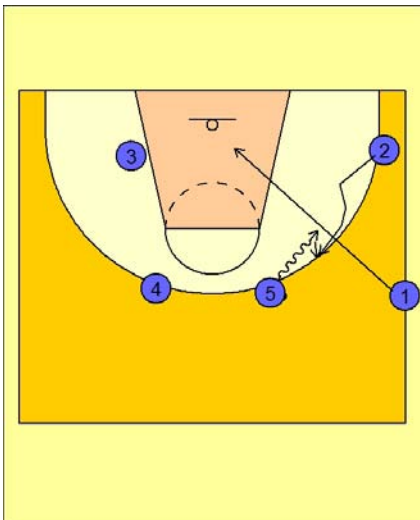
Russia side-out 1



Russia Side-out vs. Man Defense

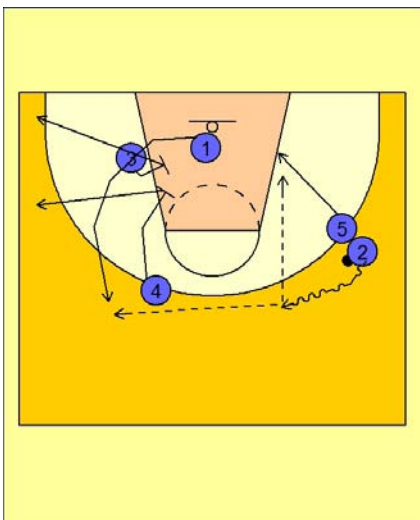
#4 and #5 step out on the perimeter.

#1 enters the ball to #5.



Russia Side-out vs. Man Defense

#1 cuts hard to the rim while #2 cuts off his back. At the same time, #5 is executing a dribble hand-off with #2 on the right wing.



Russia Side-out vs. Man Defense

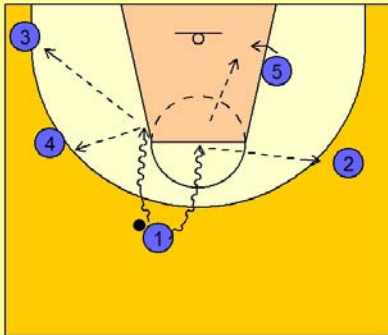
#2 takes the hand-off from #5. #5 rolls to the basket.

#1 is now coming off a double screen on the opposite side of the floor from #3 and #4.



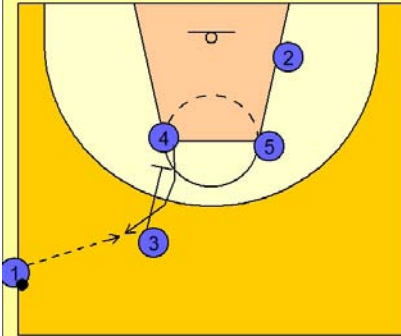
Russia Side-out vs. Man Defense

If #1 does not elect to pass the ball, the court will be spread so he can attack the rim on the dribble drive.





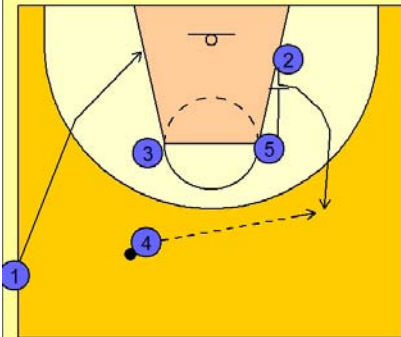
Lithuania side-out 1



Lithuania Side-out vs. Man Defense

#3 down screens for #4 to begin the play.

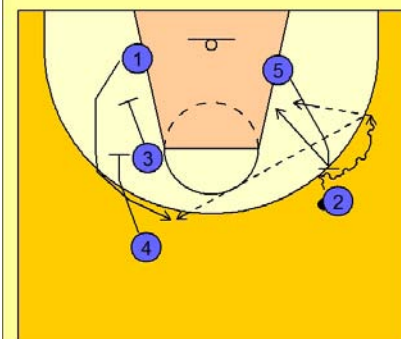
#4 pops out and receives the inbounds pass from #1.



Lithuania Side-out vs. Man Defense

After inbounding, #1 sprints to the ball side low block.

#5 now sets a down screen for #2 trying to get him open for the next pass from #4.



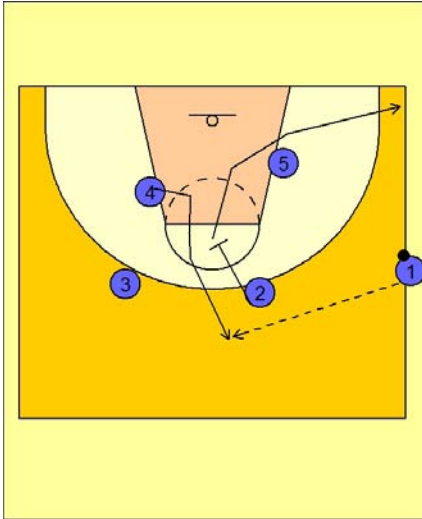
Lithuania Side-out vs. Man Defense

As #2 catches the ball, #5 steps out and executes a screen and roll with #2 while #3 and #4 set a double staggered screen for #1.

#2 can look to score, hit #5 rolling to the basket or look for #1 coming off the double staggered screen.



China side-out 1

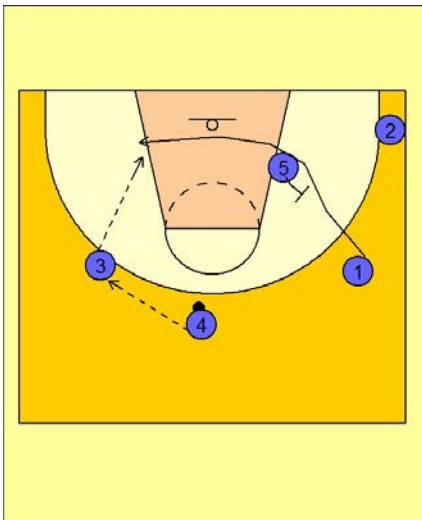


China Side-Out

Box set to begin.

#2 screens down for #4. #4 breaks up on top to receive the entry pass from #2.

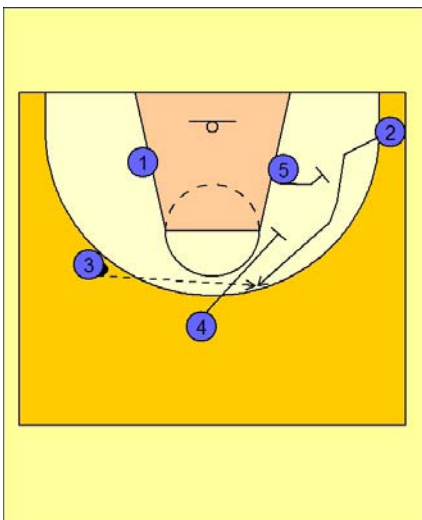
#2 screens and cuts to the ball side corner area.



China Side-Out

#4 reverses the ball to #3 on the left side of the floor.

#1 cuts off the back screen from #5. #3 looks to hit #1 inside.



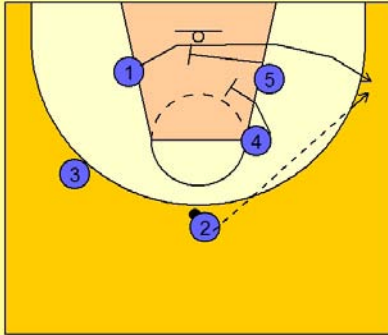
China Side-Out

If #1 does not get the ball, #5 and #4 set a double staggered screen for #2.



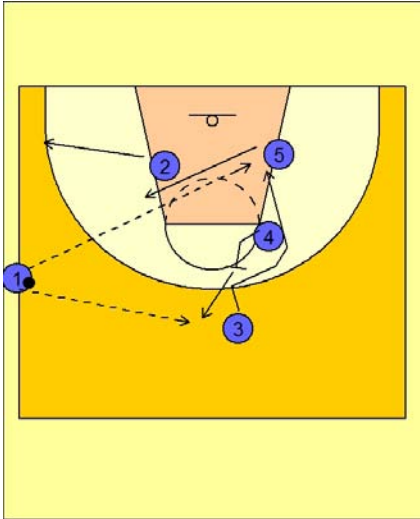
China Side-Out

If #2 does not get a shot, #4 and #5 set a double screen for #1.





Australia side-out 1



Australia Side-Out

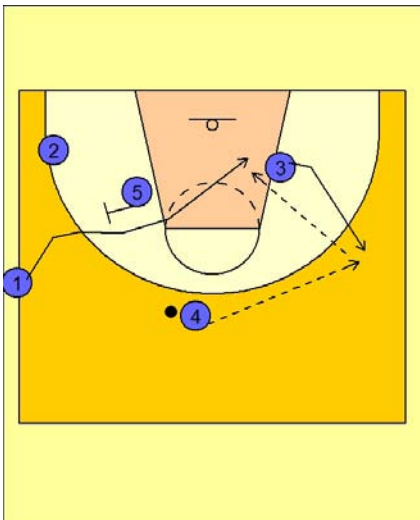
#2 cuts to the ball side corner.

#5 breaks to the ball side mid-lane line area.

#4 sets a back screen for #3.

#1 will look for the lob pass to #3 if he is open.

If he is not open, #1 passes to #4 on top breaking out after screening.



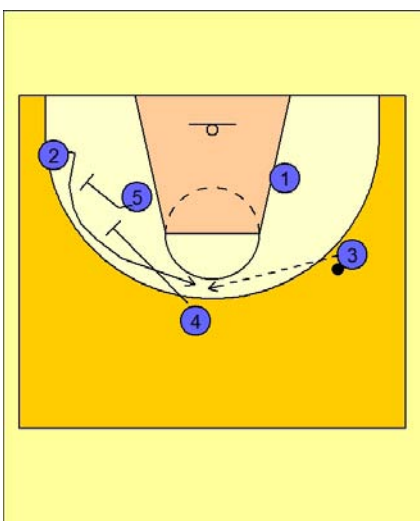
Australia Side-Out

If #3 does not get the lob, he will break out to the right wing.

#4 passes to #3 on the right wing.

#1 cuts over the top of a screen from #5.

#3 looks to feed #1 in the lane.

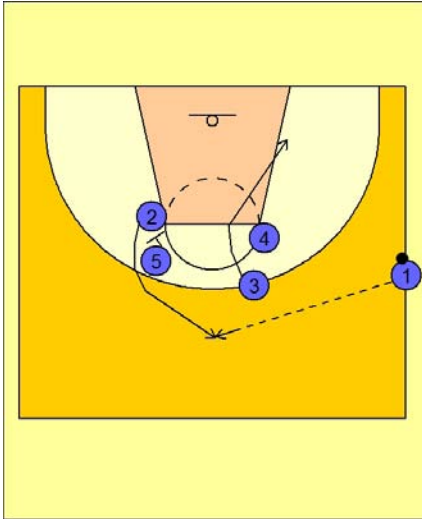


Australia Side-Out

#5 and #4 now set a double staggered screen for #2.



Argentina side-out 2

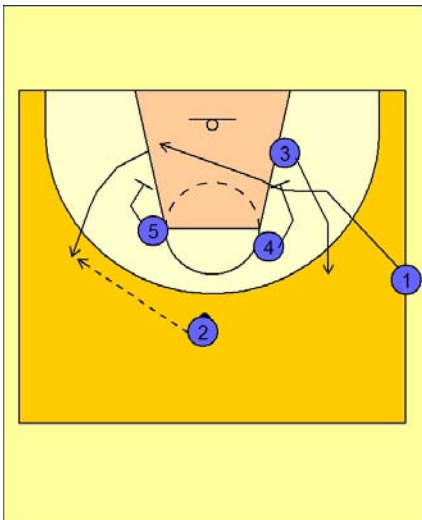


Argentina Side-Out

Stack set at the FT line elbow area.

#5 screens for #1 who breaks out on top to receive the entry pass from #1.

#3 cuts to the right low block area at the same time.



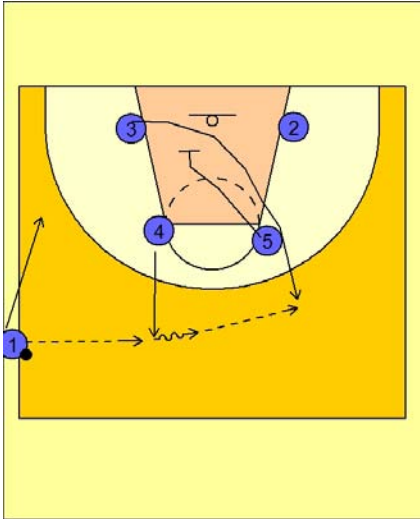
Argentina Side-Out

#1 cuts across the lane executing a "blur" screen while #3 cuts off the down screen from #4 and off the back of #1.

#2 has the option to pass to #3 coming off the screening action on the right top side of the floor, or he can hit #1 on the left side who breaks out off of a down screen from #5.



Argentina side-out 1



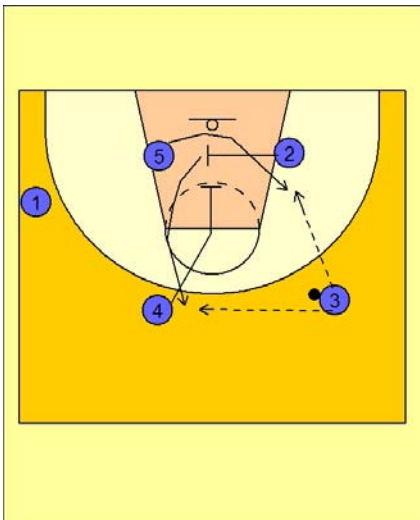
Argentina Side-Out

Box alignment.

#4 steps out to receive the entry pass from #1.

#5 screens down for #3. #3 breaks out to the left side top area to receive the next pass from #4.

#1 inbounds and cuts to the left wing.



Argentina Side-Out

#2 now screens across for #5.

#4 down screens for #2.

#3 looks to feed #5 on the low block or #2 on top for the open jumper.

Olympic Gold

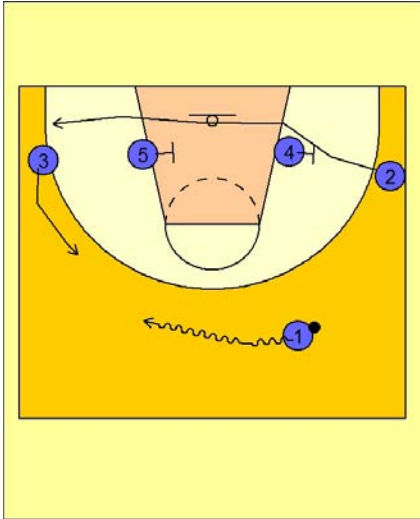


**World's Best
Half Court Sets**

*with
Jamie Angeli*

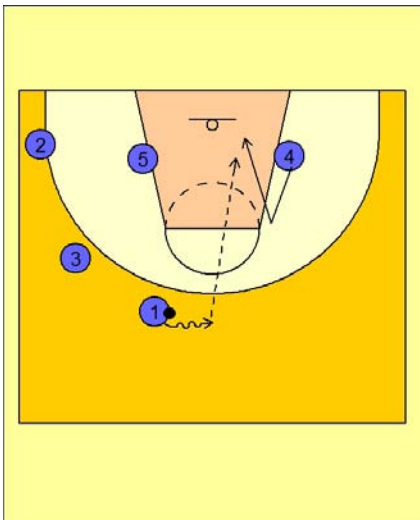


Usa set play 5



USA Set Play vs. Man Defense

- #1 drives the ball from left to right while #2 cuts off of screens from #4 and #5.
- #3 cuts up on the high left wing area.

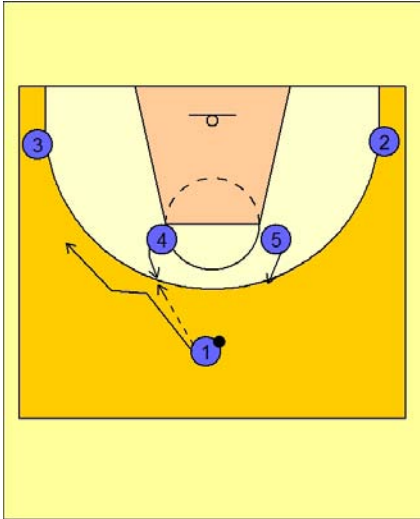


USA Set Play vs. Man Defense

- #1 now reverses this dribble back towards #4 who flashes to the high post and then cuts back door looking for the lob to the rim.

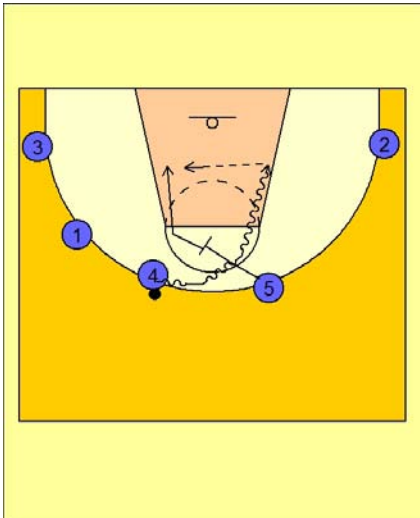


Usa set play 4



USA Set Play vs. Man Defense

#1 enters the ball to #4 stepping out. #1 follows his pass and cuts to the ball side wing area.

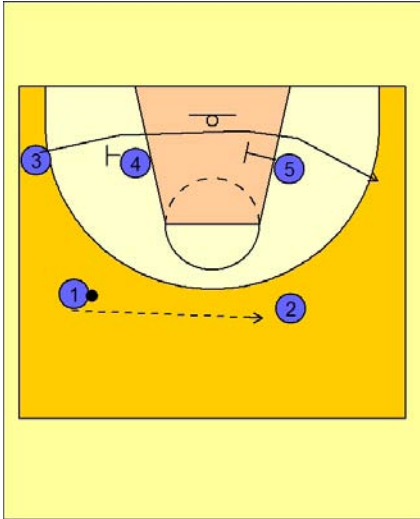


USA Set Play vs. Man Defense

#5 screens for #4 while #4 drives over the top of #5 and into the lane.



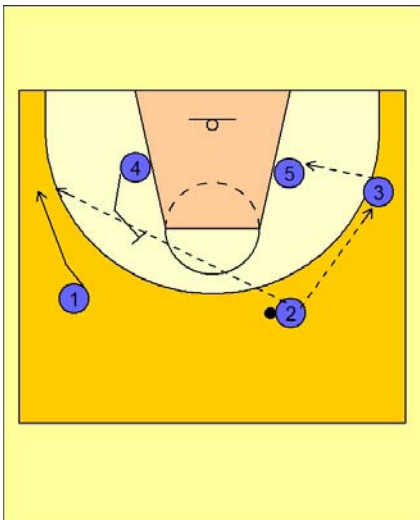
Usa set play 3



USA Set Play vs. Man Defense

#1 reverses the ball across the top to #2.

#4 and #5 set a double staggered screen for #3.



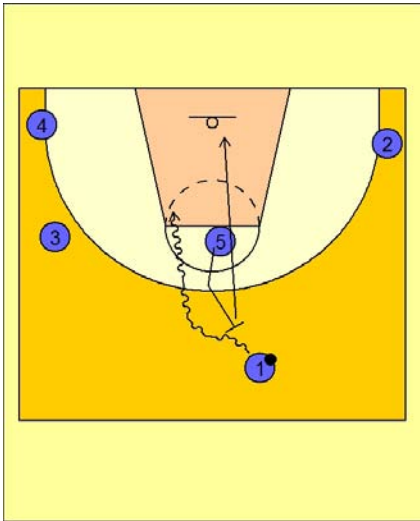
USA Set Play vs. Man Defense

After #3 cuts off the first screen from #4, #4 moves up and sets a back screen on #1's defender.

#1 flares to the left wing looking for the pass from #2.

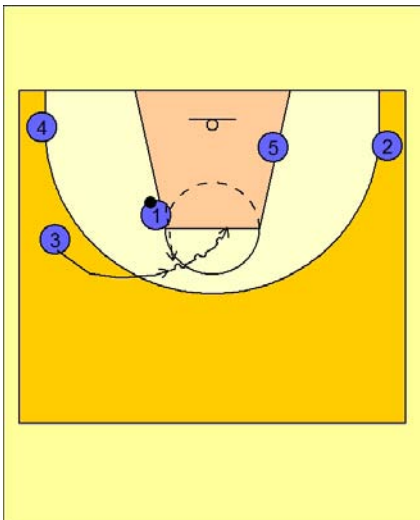


Usa set play 2



USA Set Play vs. Man Defense

#5 sets a flat screen on top. #1 attacks the rim while #5 rolls to the basket.

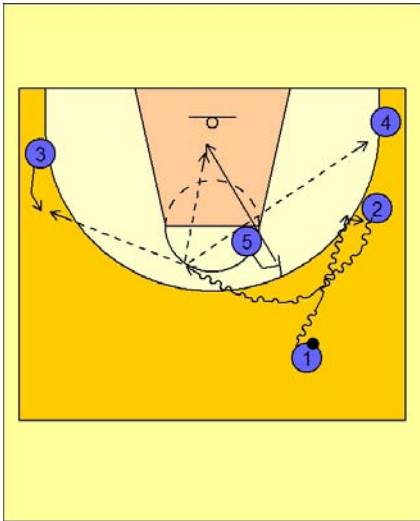


USA Set Play vs. Man Defense

As #1 is driving in the lane, #3 will follow in behind looking for the pass back from #1.



Usa set play 1



USA Set Play vs. Man Defense

#1 drives at #2 on the right wing and executes a dribble hand-off.

#2 takes the hand-off and then attacks the middle of the floor using a ball screen from the post player #5.

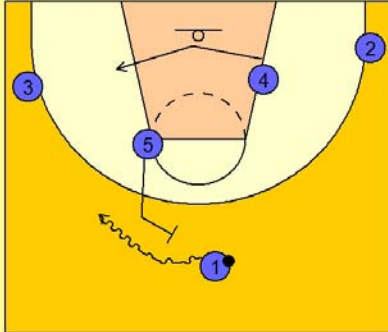
#5 rolls to the basket after screening.



Spain set play 6

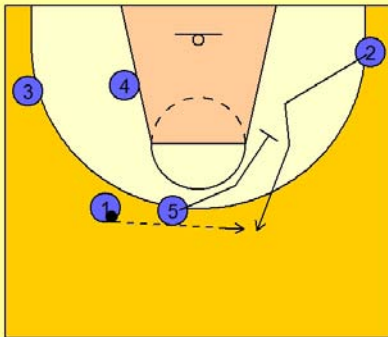
Spain Set Play vs. Man Defense

#1 drives the ball off a ball screen on top from #5. #4 cuts across the lane to the ball side of the floor.



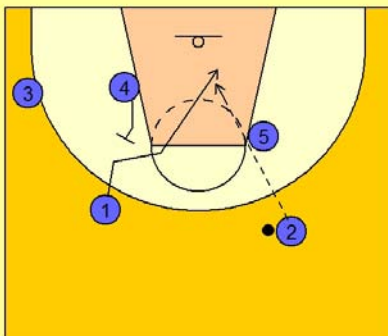
Spain Set Play vs. Man Defense

#5 will screen away for #2. #1 passes to #2.



Spain Set Play vs. Man Defense

#4 now back screens for #4. #2 looks to pass to #1 inside.

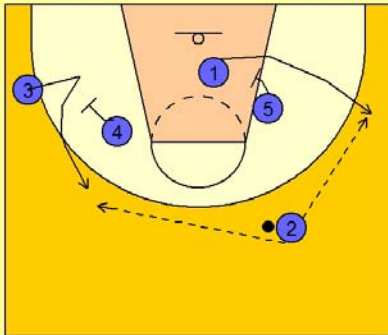




Spain Set Play vs. Man Defense

#4 then screens for #3 on the left wing while #5 is screening for #1 on the right wing.

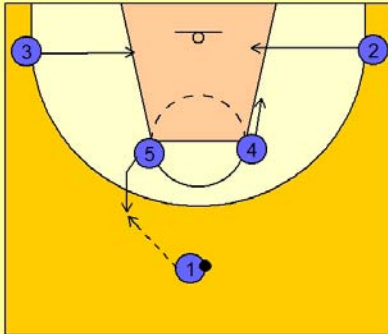
#2 makes his choice for the best open shot.





Spain set play 5

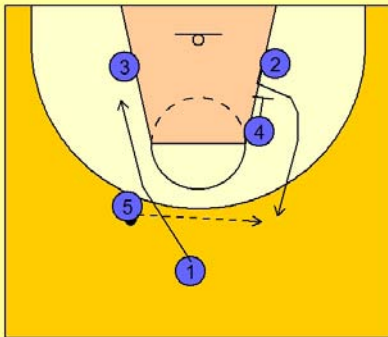
Spain Set Play vs. Man Defense



#3 and #2 cut into their respective low blocks.

#5 steps out to receive the entry pass. #4 starts his cut down towards #2.

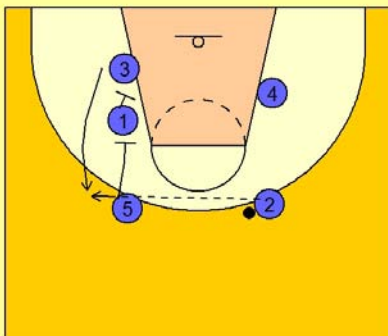
Spain Set Play vs. Man Defense



#1 passes to #5 and cuts to the left low block with #3.

#2 cuts up off the down screen from #4. #5 looks to hit #2 for the open jumper.

Spain Set Play vs. Man Defense



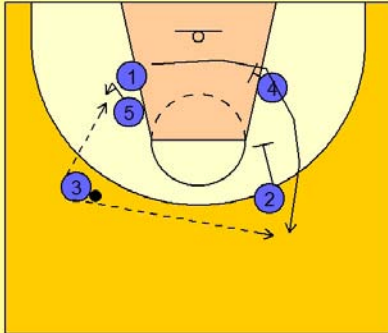
If #2 does not have a shot, #1 and #5 will set a double staggered screen for #3.

#2 passes to #3 for the open jump shot.



Spain Set Play vs. Man Defense

If #3 does not take the shot, #5 will post up on the ball side low block while #1 cuts over and up off a double staggered screen from #4 and #2.

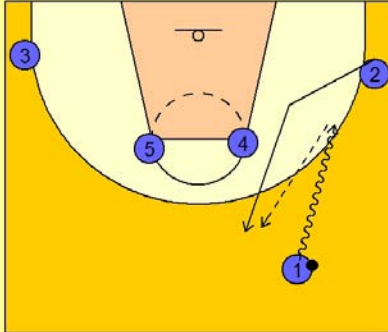




Spain set play 4

Spain Set Play vs. Man Defense

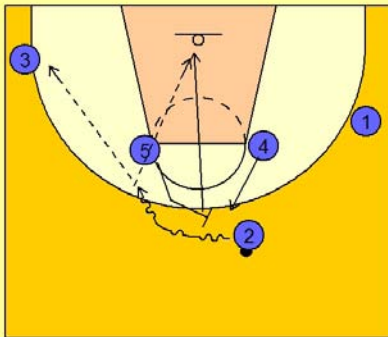
#1 drives the ball at #2 on the right wing. #2 cuts up to the top.



Spain Set Play vs. Man Defense

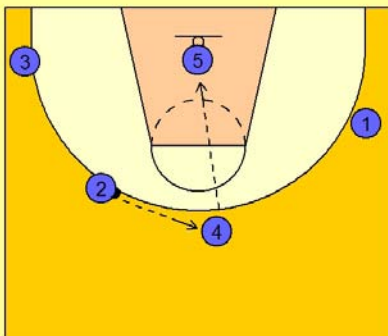
#2 now quickly drives the ball off of a screen from #5.

#2 looks to score off the screen, drive and kick to #3 on the left corner, or hit #5 rolling to the basket.



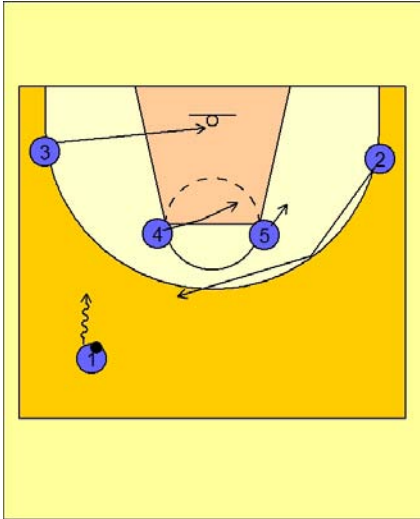
Spain Set Play vs. Man Defense

#2 may also pass to #4 on top who can shoot or look to feed #5 sealing in the paint.



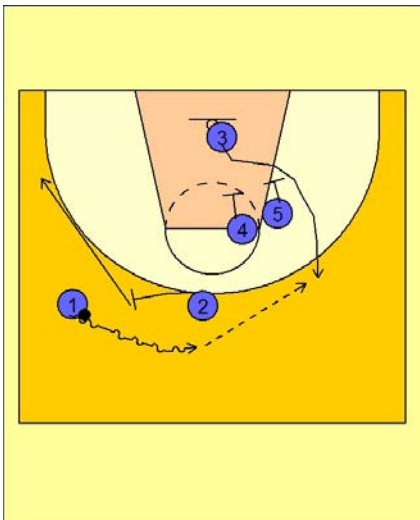


Spain set play 3



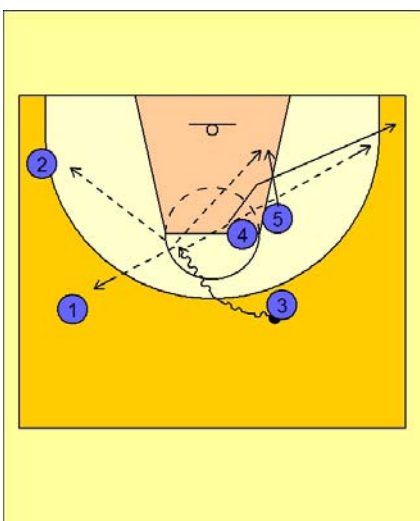
Spain Set Play vs. Man Defense

- #1 drives the ball up the left side of the floor.
- #2 cuts up to the top while #3 cuts under the rim.
- #4 and #5 set up for a double screen on the right side of the floor.



Spain Set Play vs. Man Defense

- #2 now executes a pick and pop with #1.
- As #1 comes off the ball screen, #4 and #5 set a double screen for #3.

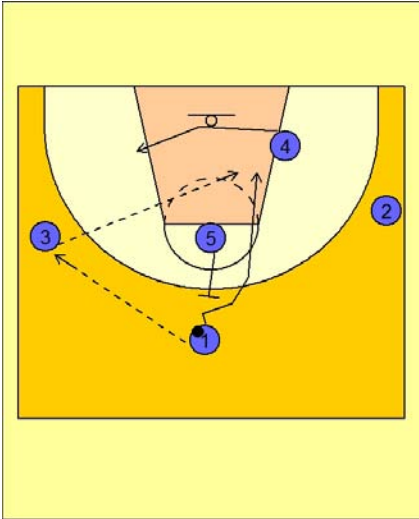


Spain Set Play vs. Man Defense

- After the double screen, #4 cuts to the corner and #5 cuts to the basket.
- #3 looks to create a scoring opportunity off the dribble drive.



Spain set play 2

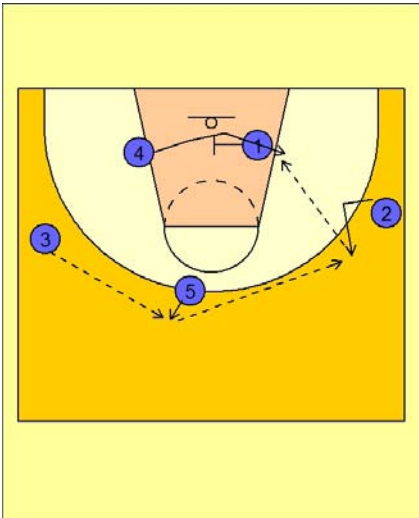


Spain Set Play vs. Man Defense

#1 enters the ball to #3 on the left wing.

#4 cuts across to the ball side low block.

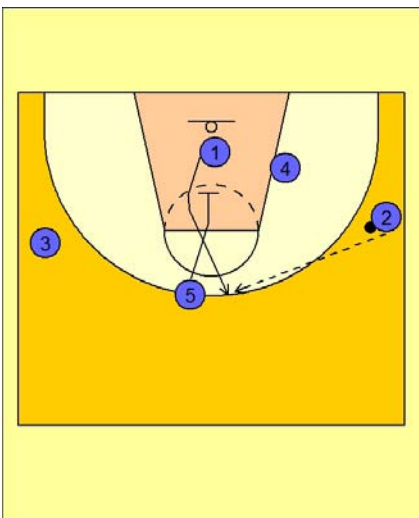
#5 back screens for #1. #3 looks to throw the lob pass to #1.



Spain Set Play vs. Man Defense

If #1 does not receive the pass, he will reverse the ball to #5 stepping out on top. #5 then passes to #2 on the right wing.

#1 now screens across for #4. #2 looks to feed the low post player #4.



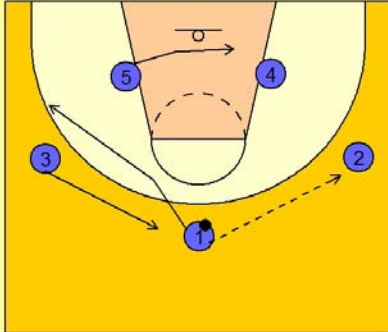
Spain Set Play vs. Man Defense

#5 then sets a screen down for the screener, #1.

#2 looks to pass the ball on top to #1 for the open jumper.



Spain set play 1

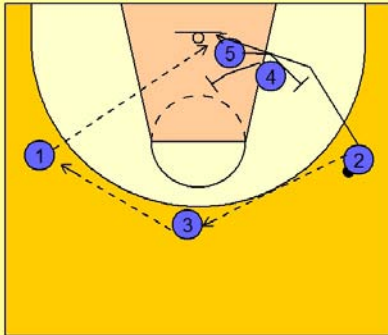


Spain Set Play vs. Man Defense

3 out 2 in alignment.

#1 passes to #2 on the right wing and cuts away to the opposite wing while #3 cuts up to the top.

#5 starts to cut across the lane towards #4 on the right low block.



Spain Set Play vs. Man Defense

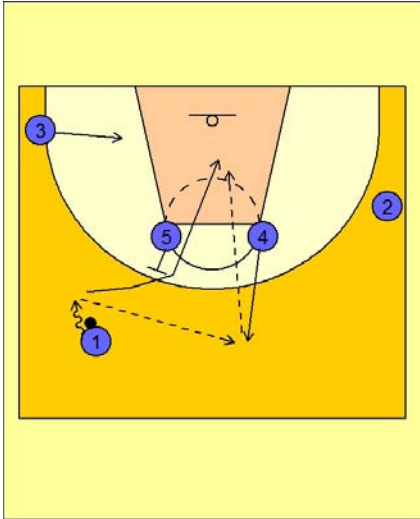
#2 reverses the ball to #3 on top who passes to #1 on the left high wing area.

#4 screens the sagging post defender while #5 screens #2's defender.

#1 looks to make the lob pass to #2.



Russia set play 5

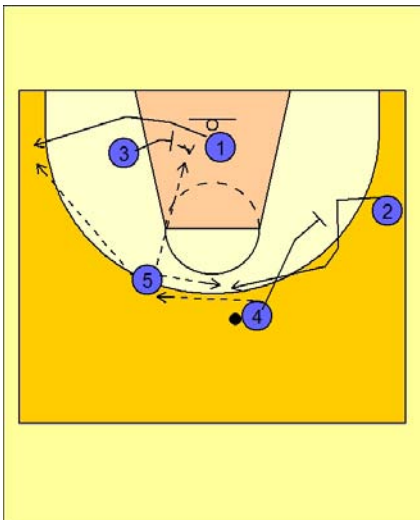


Russia Set Play vs. Man Defense

#4 steps out to receive the entry pass from #1.

#5 then sets a back screen for #1. #4 looks to hit #1 cutting into the lane.

#3 starts to cut into the lane to set up the next action.



Russia Set Play vs. Man Defense

#3 now screens in for #1 under the basket.

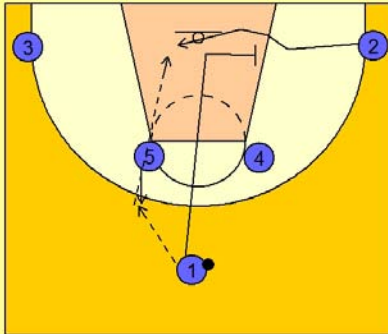
#3 will post up after screening.

While this is going on, #4 screens away for #2.



Russia set play 4

Russia Set Play vs. Man Defense

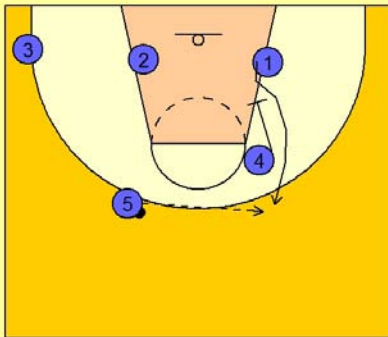


#5 steps out to receive the entry pass from #1.

#1 cuts in the lane towards the basket and then quickly screens across for #2 cutting under the rim.

#5 looks to make the pass to #2.

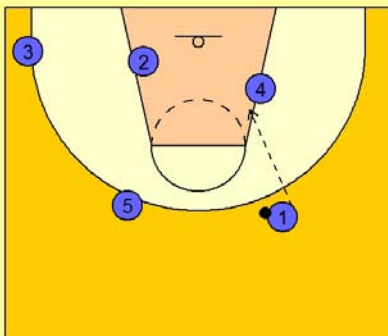
Russia Set Play vs. Man Defense



#4 then "picks the picker" and down screens for #1.

#5 looks to pass to #1 on top for the open jump shot.

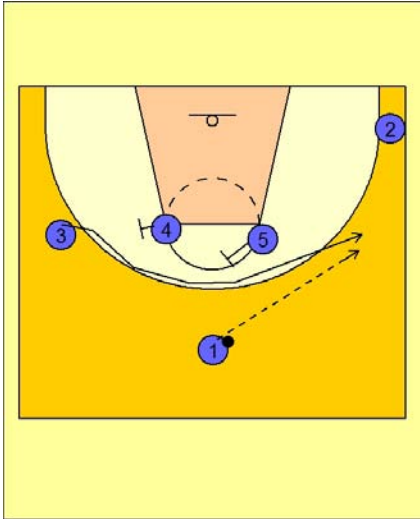
Russia Set Play vs. Man Defense



If #1 does not get a shot, he will look to post up #4 on the low block.

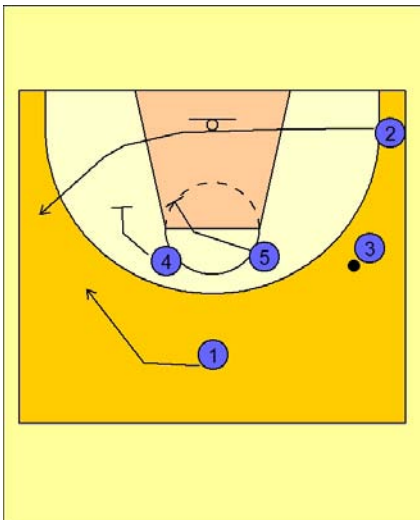


Russia set play 3



Russia Set Play vs. Man Defense

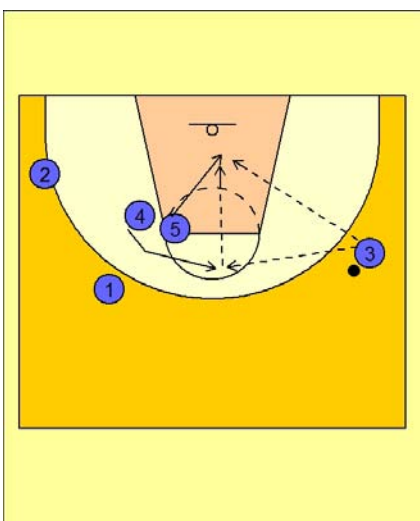
#4 and #5 screen for #3. #3 cuts over the top and receives the entry pass on the right wing from #1.



Russia Set Play vs. Man Defense

#2 cuts across the lane and out to the opposite wing area.

#1 cuts over to the left wing while #4 and #5 give the illusion as if they are going to set up for a double screen.



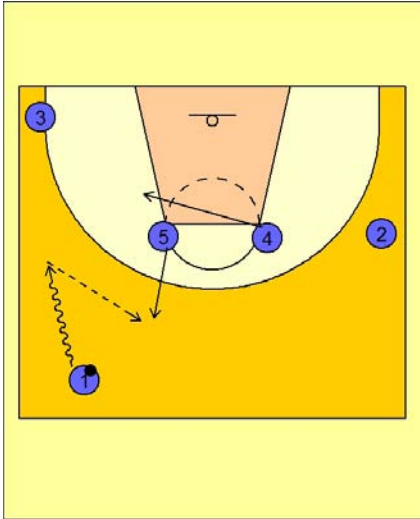
Russia Set Play vs. Man Defense

They quickly change direction with #4 cutting over the back of #5 to the high post while #5 cuts to the basket.

#3 can either pass directly to #5 or use #4 in the high post for the high / low entry.



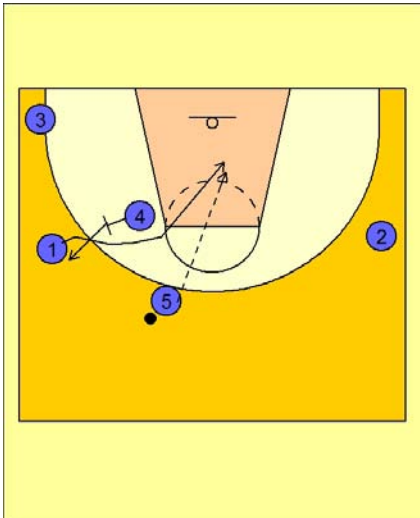
Russia set play 2



Russia Set Play vs. Man Defense

#1 drives the ball to the left wing. #4 cuts to the mid-lane line area on the left side of the floor.

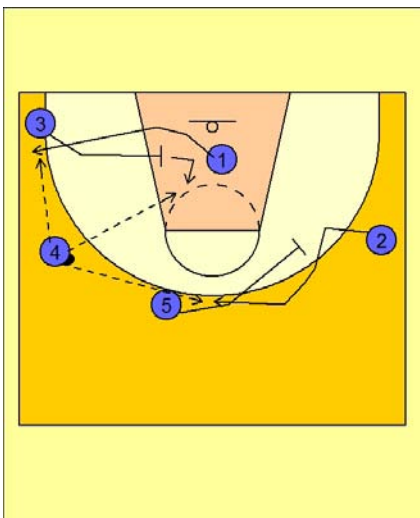
#1 passes the ball out to #5 stepping out.



Russia Set Play vs. Man Defense

#1 cuts into the lane off of a back screen from #4, looking for the pass back from #5.

#4 steps out after screening.



Russia Set Play vs. Man Defense

#3 now screens in for #1.

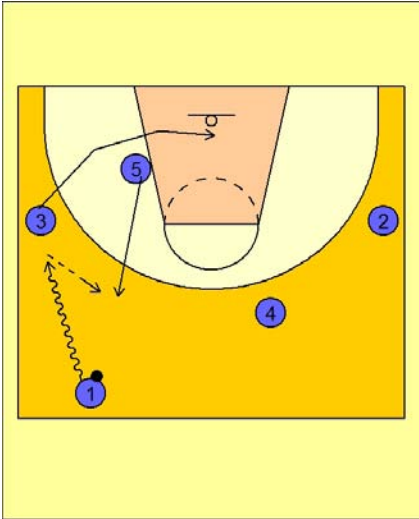
#3 will seal and look to post up after #1 cuts off of his screening.

At the same time, #5 is screening away for #2.

#4 can pass to #1 in the corner, #3 inside, or #2 on top for the open jumper.

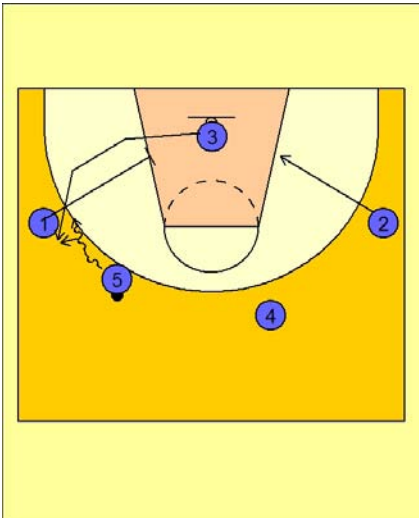


Russia set play 1



Russia Set Play vs. Man Defense

#1 drives the ball at #3 on the left wing. #3 cuts under the basket. #5 steps out to receive the entry pass.

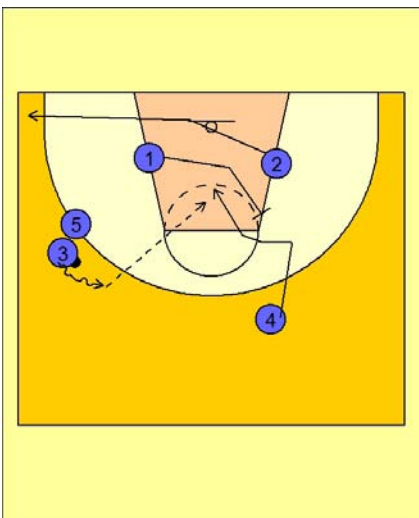


Russia Set Play vs. Man Defense

#1 now cuts into the lane and screens for #3.

#5 drives the ball to the left wing and executes a dribble hand-off with #3.

#2 cuts to the low block on the opposite side.



Russia Set Play vs. Man Defense

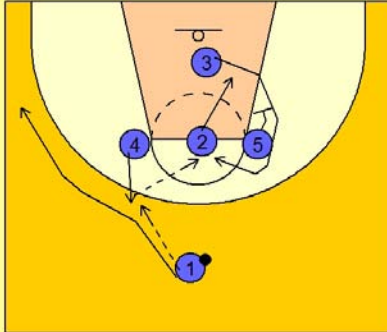
#3 takes the hand-off from #5 and will shoot the open jump shot if he is open.

If not, #1 is setting a diagonal back screen for #4 while #2 continues his cut into the lane and out to the ball side corner.



New Zealand set play 5

New Zealand Set Play vs. Man Defense

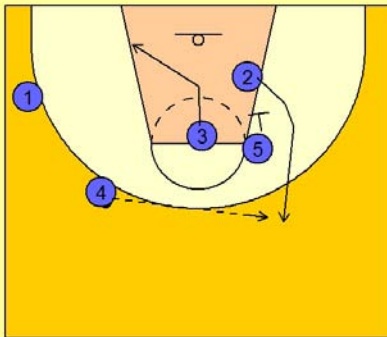


#1 passes to #4 and then cuts to the left wing area.

#2 cuts to the right low block area while #3 curls up and around the screen from #5.

#4 looks to pass to #3 coming off the screen and curl cut.

New Zealand Set Play vs. Man Defense

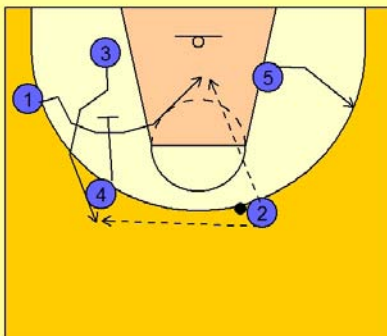


#5 then down screens for #2.

If #3 did not get the ball, #4 will look to pass for #2 for the open jumper.

#3 cuts to the left low block area.

New Zealand Set Play vs. Man Defense

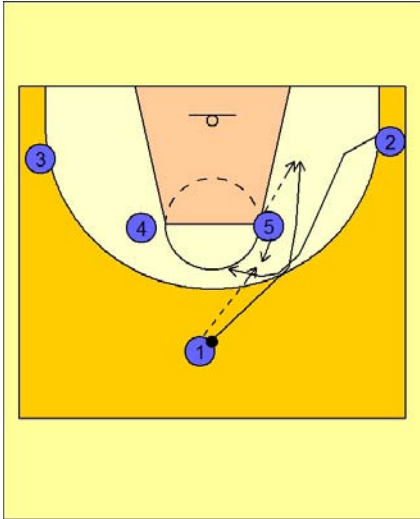


If #2 does not have the shot, #1 curls over the top of #4's cut while #3 breaks up off the down screen from #4.

You may continue this continuity on the other side.



New Zealand set play 4



New Zealand Set Play vs. Man Defense

Quick hitting play with #1 entering the ball to #5.

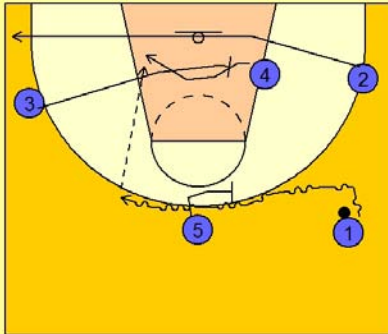
#1 follows his pass and runs a cut towards #2.

#1 makes a "blur screen" for #2 while #2 cuts off the back of #1 and curls around #5.

#5 looks to dump the ball off to either cutter.



New Zealand set play 3



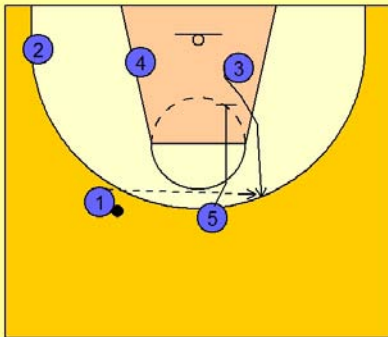
New Zealand Transition Pick and Roll Entry

#1 brings the ball up the court and turns his direction towards the middle of the floor, using the ball screen on top from #5.

As this is happening, #2 clears across the lane out to the opposite corner area.

#3 is moving in the lane looking to set a screen for #4 inside.

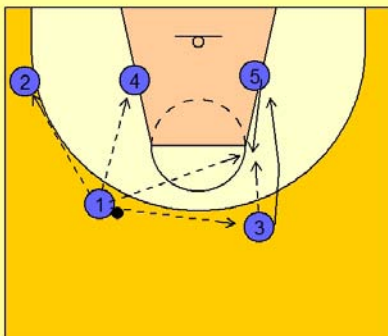
#1 looks to feed #4 inside if he is open.



New Zealand Transition Pick and Roll Entry

If #4 is not open, #5 continues his movement after ball screening for #1 and sets a down screen for #3 in the lane.

#1 looks to hit #3 for the open jumper on top.



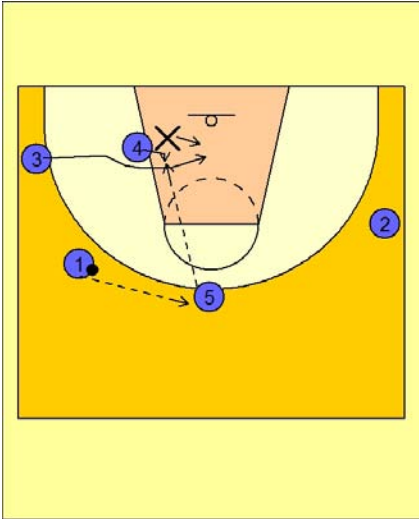
New Zealand Transition Pick and Roll Entry

As you can now see, we are in the same alignment previously diagrammed in the Trailer Entry series.

From here New Zealand will run the same Triangle Options to the post and to the top of the key or "pinch post" area as outlined at the end of the "trailer entry" options.



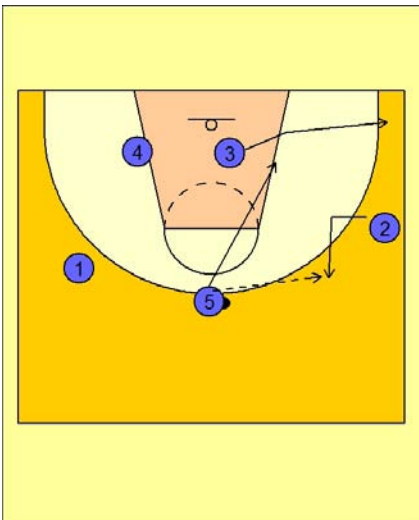
New Zealand set play 2



New Zealand Transition Trailer Entry

As #1 brings the ball up the sideline, he reverses the ball to the trailer #5. As the pass is in flight to #5, #3 is cutting over the top of #4 on the blocks.

This cutting action forces #4's defender to "help" momentarily on the cut by #3. This momentary help action from #4's defender will give #4 an opportunity to get good inside post position and a potential post entry pass on top from #5.

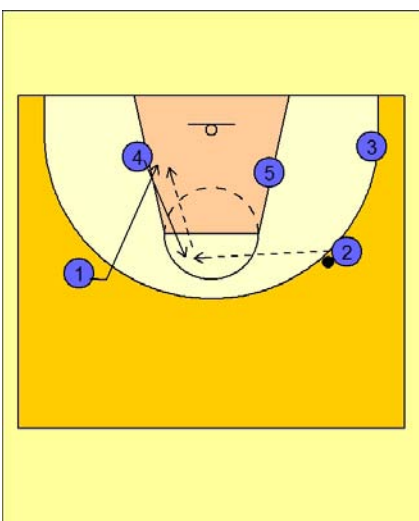


New Zealand Transition Trailer Entry

If #4 did not get the ball on the high / low entry pass, #3 continues his cut out to the opposite corner area.

#5 reverses the ball to #2 who has walked his man in and timed his break out cut to receive the ball.

#5 makes the pass to #2 and then cuts down to the ball side low block area.



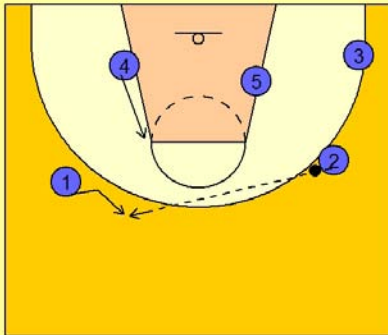
New Zealand Transition Trailer Entry

Once #2 has the ball, #4 flashes to the back side elbow area, also known as the "pinch post" area for you "Triangle Offense" fans.

If #1 is overplayed defensively, he will cut back door and look for the pass from #4.

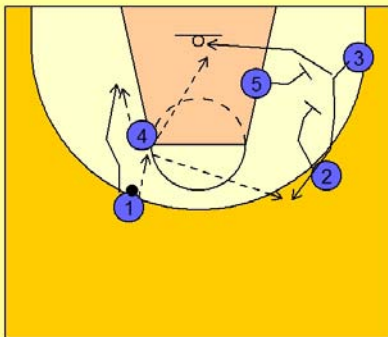


New Zealand Transition Trailer Entry



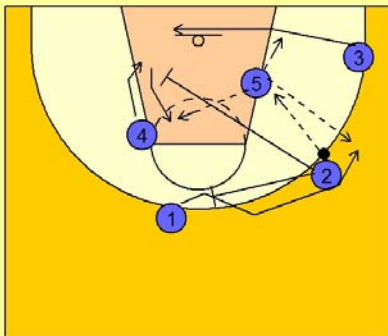
#2 will also look to pass the ball to #1 on top while #4 flashes to the "pinch post" area.

New Zealand Transition Trailer Entry



If #1 receives the ball he can quickly execute a "pick and roll" with #4 OR he can enter the ball to #4 and cut to the basket while #5 and #2 set a double screen for #3 in the corner.

New Zealand Transition Trailer Entry



If #2 decides to keep the ball on his side of the floor and enter the ball to the low post player #5, lots of action takes place.

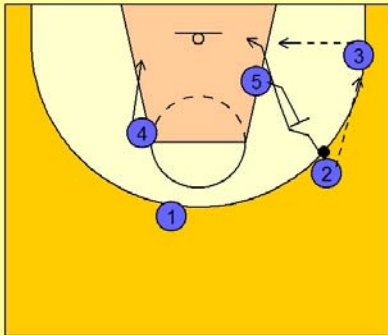
As #2 passes to #5, #3 cuts back door along the baseline while #2 either cuts into the lane and sets a screen for #4 for the midlane jumper or #2 can also screen away on top, bringing #1 over for the kickout jumper from #5.



New Zealand Transition Trailer Entry

If #2 elects to pass the ball to #3 in the corner, #5 will step out and back screen for #2 cutting to the basket. #3 delivers the pass if #2 is open.

#4 begins to slide down the lane.

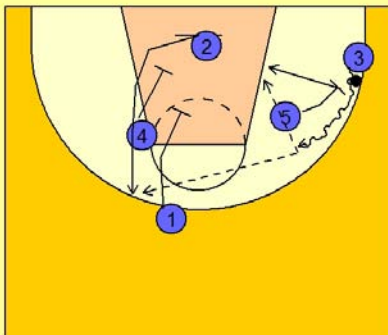


New Zealand Transition Trailer Entry

If #2 is not open, #5 continues his movement towards #3 in the corner and executes a screen and roll.

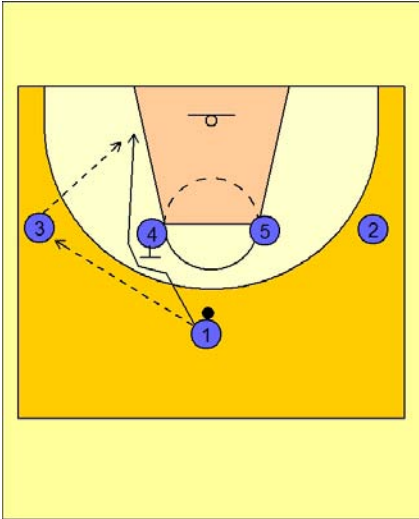
As #3 comes off the ball screen, #2 is breaking up to the top off the double staggered screen from #4 and #1.

#3 can look to score himself, pass to #5 rolling to the basket, or hit #2 breaking up on top.





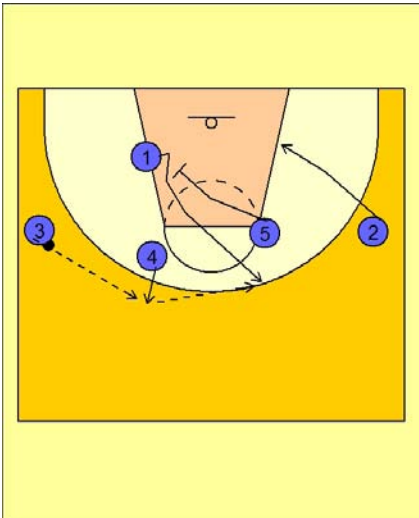
New Zealand set play 1



New Zealand 1 - 4 Set Play

#1 enters to either wing (#3 in this diagram on the left wing) and then uses the UCLA cut off the back screen from #4 to the ballside low block.

#3 may look to hit #1 with a pass on the block if he is open.



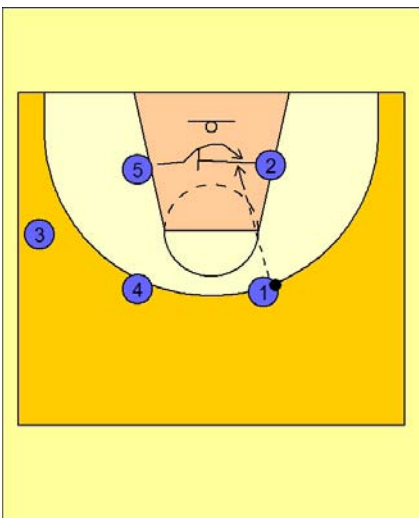
New Zealand 1 - 4 Set Play

If #1 does not receive the ball, #4 steps out after back screening for #1, and receives the pass from #3.

As the ball is in flight to #4, #5 is cutting in the lane to set a screen for #1.

#1 breaks up to the top of the floor and receives the next reverse pass from #4.

#2 also begins his movement down to the lane line as the ball is being reversed from #4 to #1.



New Zealand 1 - 4 Set Play

As #1 catches the ball, #2 is screening across for #5. #1 looks to feed #5 inside if he is open.

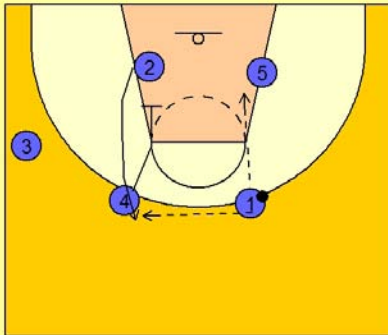
Timing is crucial on this play so that the ball is not "waiting" in one spot too long for the screening action to occur.



New Zealand 1 - 4 Set Play

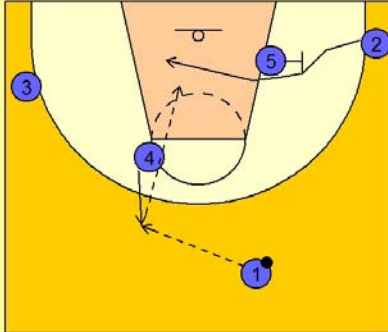
· If #5 does not get the ball, #4 is down screening for #2 who looks to get open for the jumper on top.

If you wanted, you could add #3 in the screening action with #4, making it a double screen for #2.





Lithuania set play 8

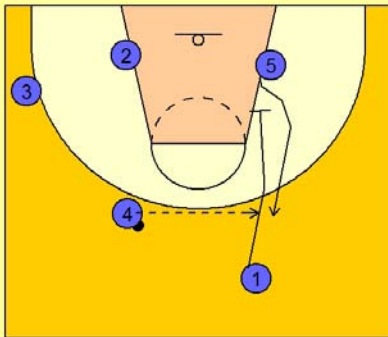


Lithuania Set Play vs. Man Defense

#1 enters the ball to #4 breaking out on top.

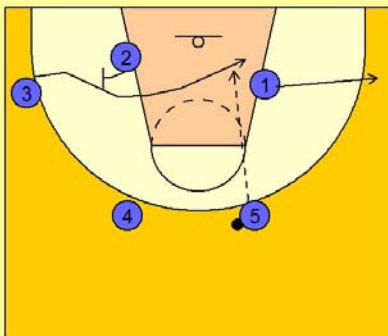
On the catch, #2 cuts hard over the top of the screen from #5.

#4 looks to feed #2 inside.



Lithuania Set Play vs. Man Defense

#1 then down screens for #5. #4 looks to pass the ball to #5 on top.



Lithuania Set Play vs. Man Defense

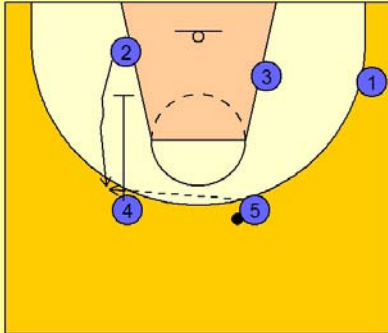
They now continue the Flex Action by having #1 step out to the right corner.

#2 now steps out and screens for #3.



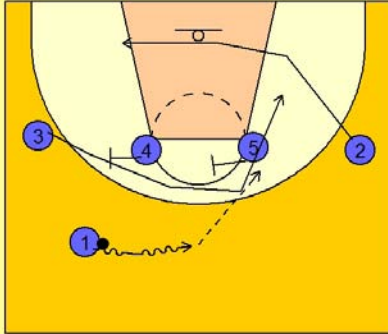
Lithuania Set Play vs. Man Defense

#4 now down screens for #2 and the Flex Action continues.



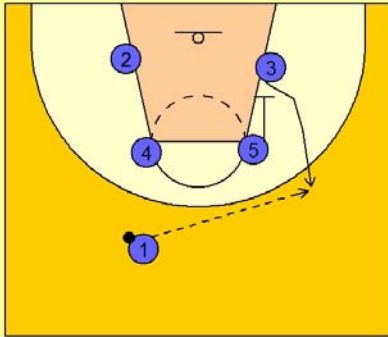


Lithuania set play 7



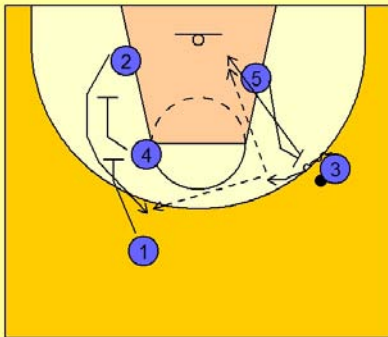
Lithuania Set Play vs. Man Defense

- #1 drives the ball across the top.
- #2 cuts underneath the basket to the opposite low block.
- #3 uses a double staggered screen from #4 and #5.
- #1 will look to hit #3 if he is open coming over the second screen from #5.



Lithuania Set Play vs. Man Defense

- If #3 did not get the ball, #5 turns around and sets a down screen for #3. #1 passes to #3 popping out on top.



Lithuania Set Play vs. Man Defense

- From here, #3 and #5 will execute a screen and roll on the right wing while #4 and #1 set a double staggered down screen for #2 on the right side.
- #3 can look to score himself, hit #5 rolling to the basket or hit #2 coming off the double staggered down screen from #4 and #1.



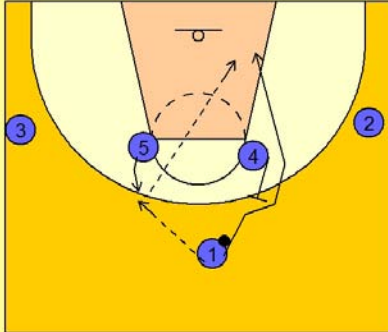
Lithuania set play 6

Lithuania Set Man vs. Man Defense

1 - 4 high set to begin.

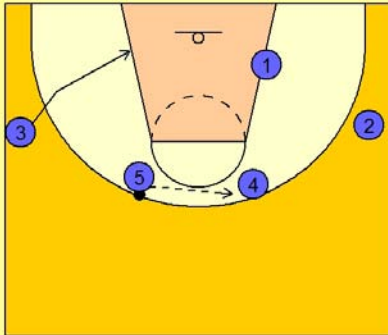
#1 enters to #5 stepping out and then uses a back screen from #4 and cuts into the lane.

#5 will look to hit #1 if he is open.



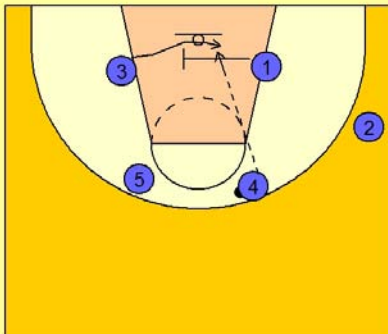
Lithuania Set Man vs. Man Defense

#5 then passes the ball to #4. #3 cuts down to the lane.



Lithuania Set Man vs. Man Defense

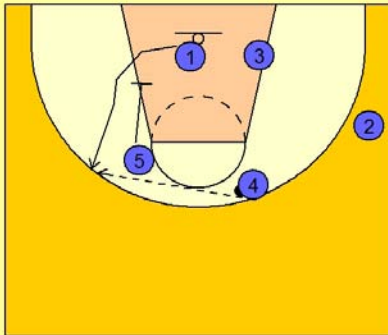
#1 sets a screen across the lane for #3.





Lithuania Set Man vs. Man Defense

If #3 is not open, #5 sets a down screen for the screener, #1. #4 looks to hit #1 if he is open on top.

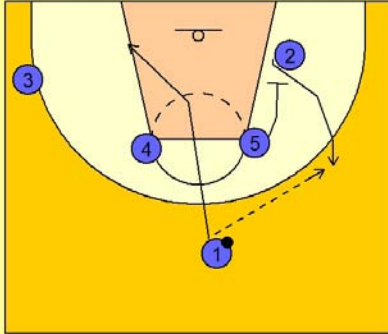




Lithuania set play 5

Lithuania Set Play vs. Man Defense

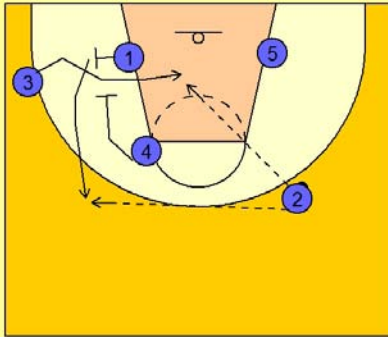
#5 starts the play by down screening for #2. #1 enters the ball to #2 and cuts through the lane to the left low block.



Lithuania Set Play vs. Man Defense

As #1 gets to the low block he looks to set a screen for #3 in the left corner. #3 cuts over the top of #1's screen.

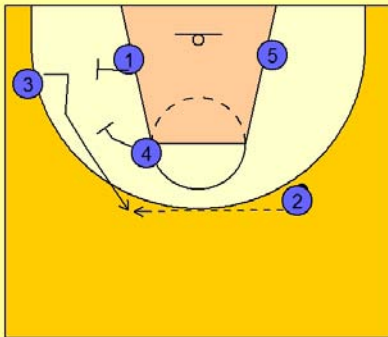
#2 looks inside to #3. If #3 is not open, #4 sets a down screen for #1. #2 will then look to hit #1 for the open jumper.



Lithuania Set Play vs. Man Defense

#3 also has the option of faking inside and then cutting up on top off the down screen from #4.

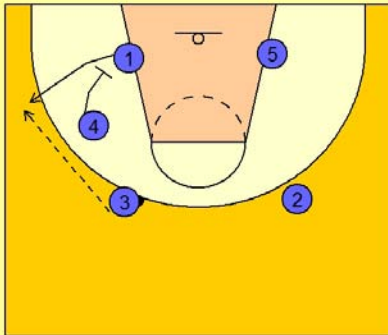
#2 looks to hit #3 on top.





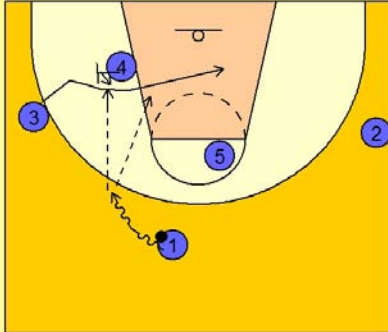
Lithuania Set Play vs. Man Defense

If #3 does not have a shot, #4 continues his movement down and sets a screen for #1.





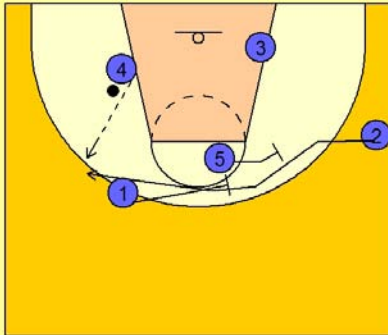
Lithuania set play 4



Lithuania Set Play vs. Man Defense

#1 takes the ball to the left side of the floor. #4 sets a screen for #3. #3 cuts over the top of the screen and across the lane.

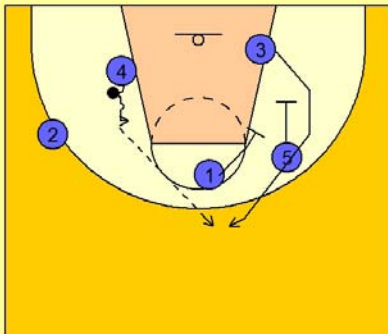
#1 looks to #3 cutting in the lane or #4 stepping in the post after screening.



Lithuania Set Play vs. Man Defense

If #3 received the pass he will have a great chance at scoring.

If #4 gets the ball, he will look to score himself from the blocks or look for #2 coming off the double staggered screen from #5 and #1.



Lithuania Set Play vs. Man Defense

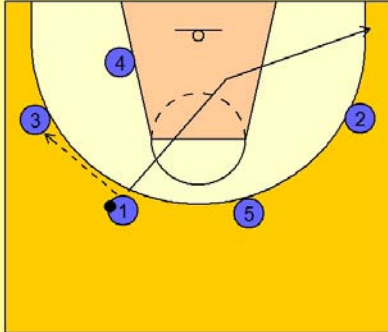
#4 will continue to look to score himself or possibly put the ball down while #1 and #5 set another double staggered screen, this time for #3.



Lithuania set play 3

Lithuania Set Play vs. Man Defense

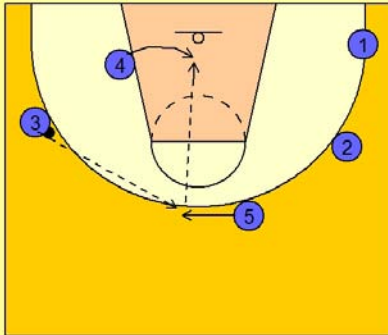
#1 enters to #3 on the left wing and cuts through to the opposite corner area.



Lithuania Set Play vs. Man Defense

As #1 cuts through, #5 cuts to the ball on top and receives the pass from #3.

On the catch, #5 looks to make the high / low pass to #4 inside.

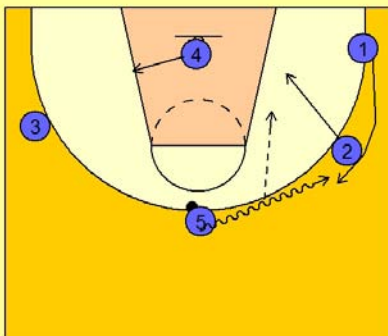


Lithuania Set Play vs. Man Defense

If #4 is not open, #5 drives at #2 on the right wing. #4 goes back to the left low block.

#2 cuts to the basket and looks for the backdoor pass from #5.

As #5 dribbles over, #1 breaks up and receives the dribble handoff from #5.



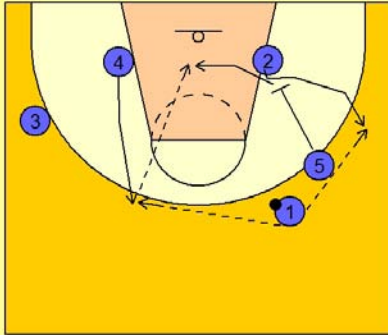


Lithuania Set Play vs. Man Defense

As #1 takes the ball from #5, #5 rolls into the lane and down screens for #2.

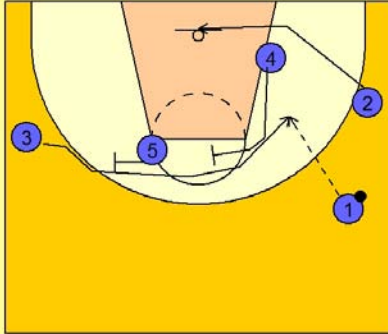
#4 flashes to the top.

#1 looks to hit #2 on the right wing for the open shot or looks to hit #4 on top who will then look inside to #5 who cuts in the lane after down screening for #2.





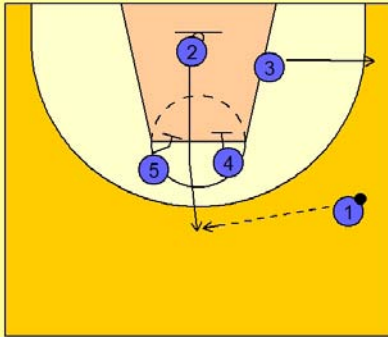
Lithuania set play 2



Lithuania Set Play vs. Man Defense

#1 takes the ball to the right side of the floor. #2 clears out underneath the basket. #5 and #4 set a double staggered screen for #3.

If #3 is open #1 will look to give him the ball.

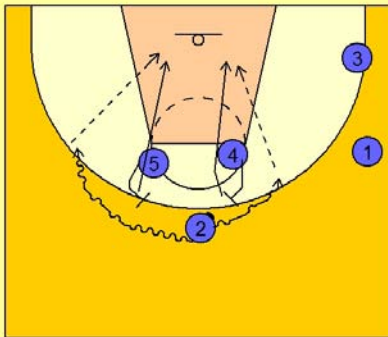


Lithuania Set Play vs. Man Defense

If #3 does not get the ball, he cuts out to the right corner area.

#5 and #4 set a double screen for #2. #2 cuts up the middle between #4 and #5. As #2 cuts through the double screen, #4 and #5 "close the door" on #2's defender.

#1 makes the pass to #2 on top.

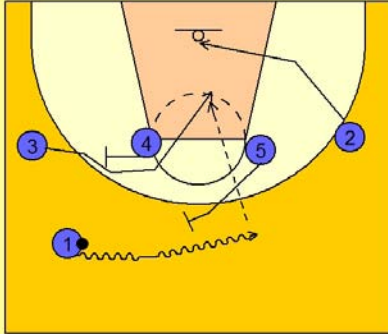


Lithuania Set Play vs. Man Defense

If #2 does not have an open shot, #4 and #5 will quickly step out and set a ball screen on either side.



Lithuania set play 1



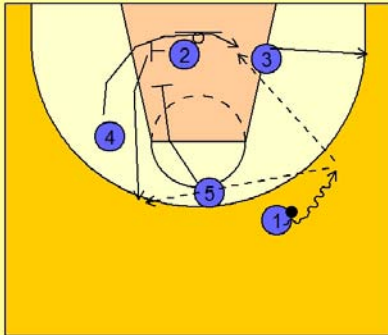
Lithuania Set Play vs. Man Defense

1 - 4 high set to begin.

#1 takes the ball across the top. As he is dribbling across, #5 steps out and sets a ball screen for #1.

#2 starts to move down underneath the basket while #4 sets a screen for #3 who curls in the lane.

#1 can look to hit #3 if he is open.



Lithuania Set Play vs. Man Defense

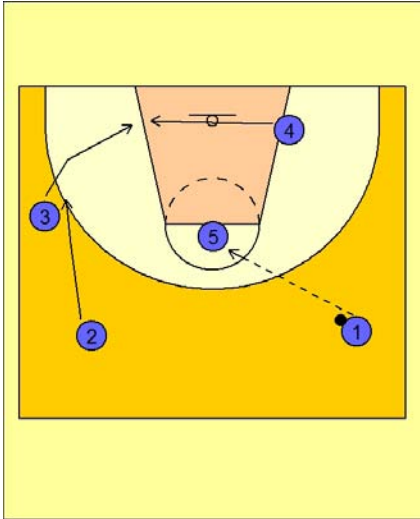
If #3 is not open he continues his cut and runs out to the right corner area.

#2 now sets a screen for #4 who has curled around under the basket. #1 looks inside to #4.

#5 then sets a down screen for #2. #1 looks to hit #2 on top for the open jumper if #4 was not open on the block.



Lithuania quick hitter 6

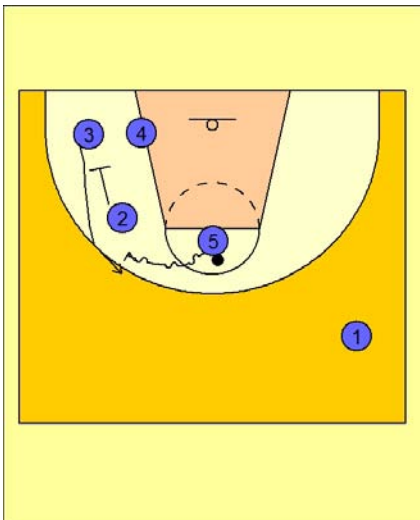


Lithuania Quick Hitter vs. Man Defense

#1 enters the ball to #5 in the free throw line area.

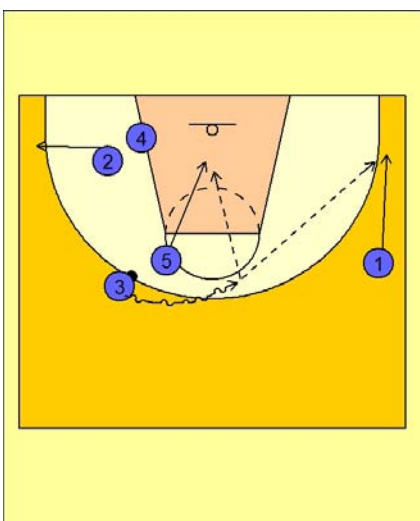
#3 cuts down to the left low block area while #4 moves over to the left low block area also.

#2 cuts to the left wing.



Lithuania Quick Hitter vs. Man Defense

#5 then dribbles the ball at #3 coming off of a down screen from #2. #5 gives the ball to #3.



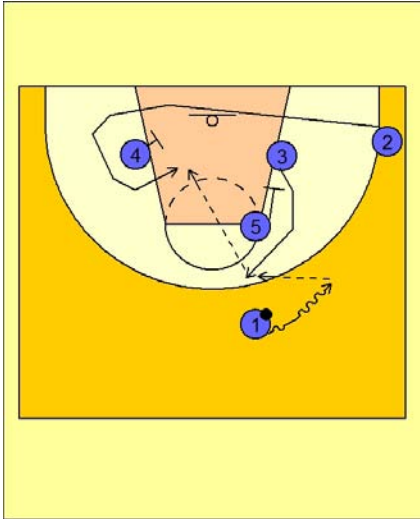
Lithuania Quick Hitter vs. Man Defense

#3 takes the ball and drives in the gap while #5 rolls into the lane.

#3 looks to score, hit #5 rolling, or drive and kick out to #1 on the right wing / corner area.



Lithuania quick hitter 5



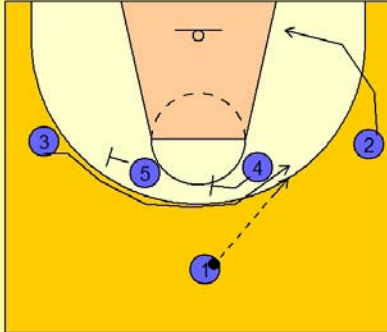
Lithuania Quick Hitter vs. Man Defense

#1 takes the ball to the right wing while #2 clears out underneath the basket.

At the same time #5 sets a down screen for #3. #1 enters the ball to #3. As #3 catches the ball, #2 uses a screen from #4 and curls around the screen looking for the pass inside from #3.



Lithuania quick hitter 4

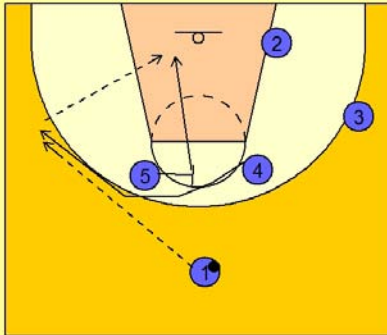


Lithuania Quick Hitter vs. Man Defense

1 - 4 high set to begin.

#5 and #4 set a double staggered screen for #3. #3 curls off the screens looking for the pass from #1.

While this action is taking place, #2 moves down to the right low block area.



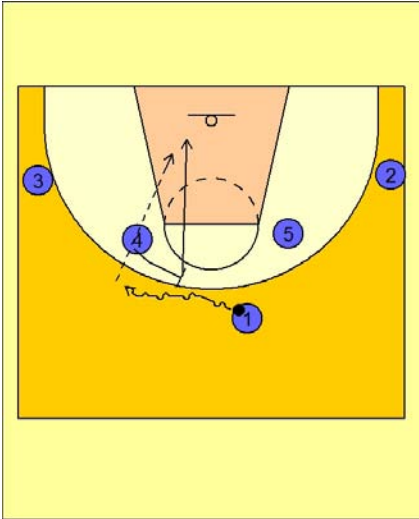
Lithuania Quick Hitter vs. Man Defense

If #3 is not open, #4 then breaks to the opposite wing area off of a screen from #5.

#1 passes to #4 who can take the shot if he is open. He will also look for #5 rolling to the basket after screening.



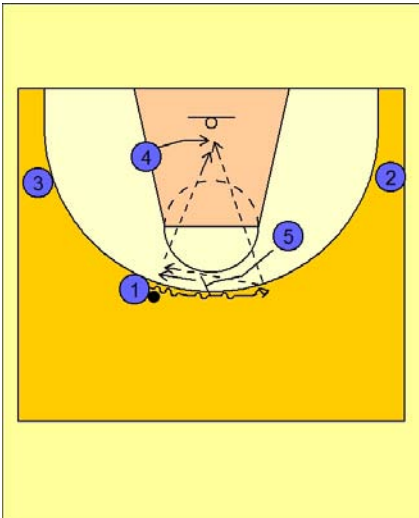
Lithuania quick hitter 3



Lithuania Quick Hitter vs. Man Defense

1 - 4 high set to begin.

#4 steps out and sets a ball screen for #1. As soon as #1 comes off the ball screen, #4 sprints to the basket looking for the pass from #1.



Lithuania Quick Hitter vs. Man Defense

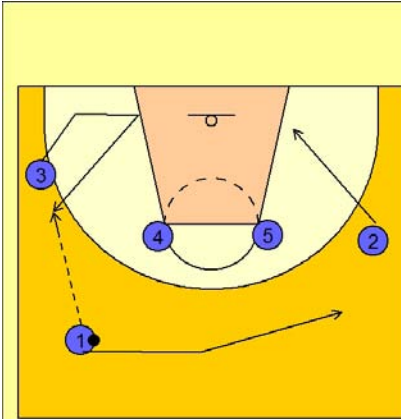
If #4 is not open, #5 now moves over and sets a ball screen for #1.

#1 comes off the ball screen looking for #4 inside or #5 stepping out after screening. #5 will also look inside to #4 if he is open.

#1 will also look to penetrate and kick off the ball screens on top to either #2 or #3 on the wing.



Lithuania quick hitter 2

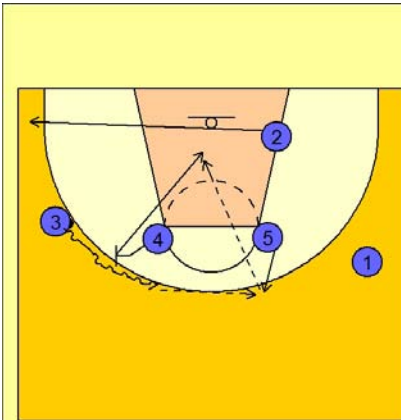


Lithuania Quick Hitter vs. Man Defense

1 - 4 high set to begin.

#1 takes the ball to either side of the floor. Here #1 takes the ball to the left side of the floor. #3 takes his man down and then breaks out to receive the entry pass on the left wing.

#2 moves down to the opposite low block. After #1 enters the ball to #3, he clears to the opposite side of the floor.



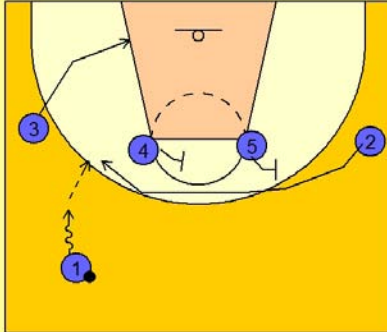
Lithuania Quick Hitter vs. Man Defense

Now #3 uses a ball screen from #4 while #2 has already cleared out to the ball side corner area.

#4 rolls to the basket. #5 steps out to receive the pass from #3 and then #5 looks to pass to #4 rolling inside.



Lithuania quick hitter 1

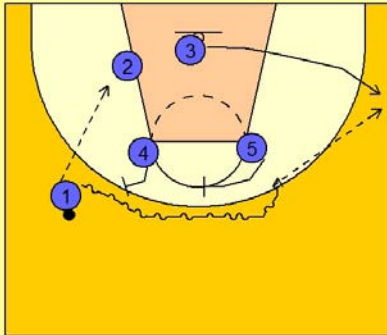


Lithuania Quick Hitter vs. Man Defense

1 - 4 high set to begin.

#1 takes the ball to the either side of the floor. The wing player on the ball side moves down to the low post area while #4 and #5 set a double staggered screen for the opposite wing player, #2 in this diagram.

#1 can hit #2 on top coming over the screens if he is open.



Lithuania Quick Hitter vs. Man Defense

#1 can also wait until #2 slides down to the low post. #3 has already cleared out.

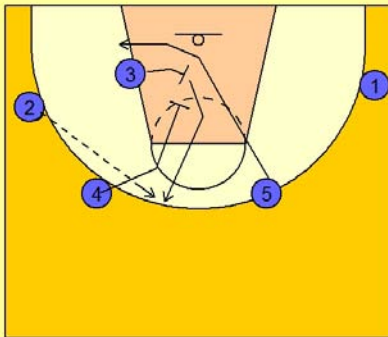
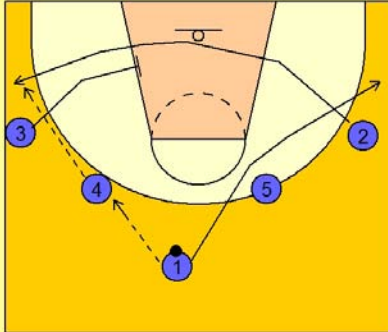
#1 looks to post #2. #1 keeps his dribble alive while looking for #2 inside.

#1 then reverses his dribble and uses another double staggered screen from #4 and #5 on top.

This time, #1 will look to penetrate and score or kick out to #3 on the right wing area.

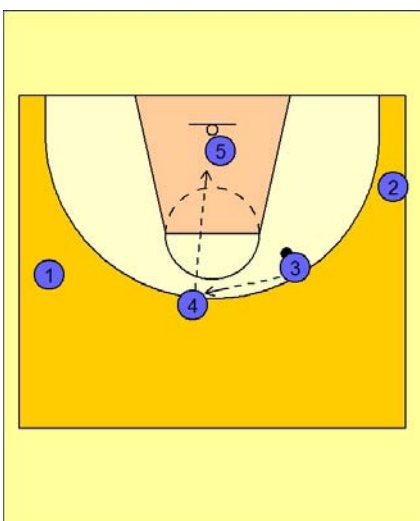
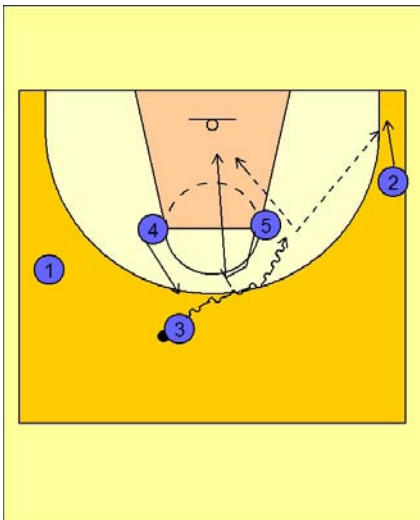
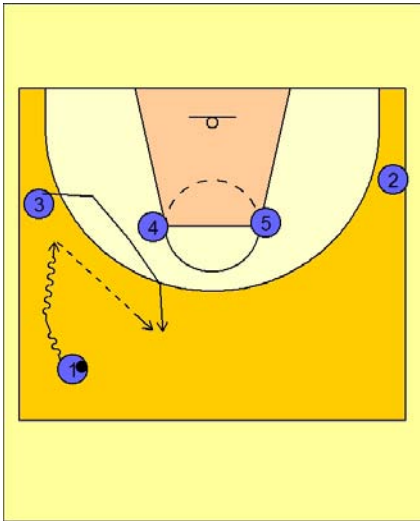


Greece set play 11



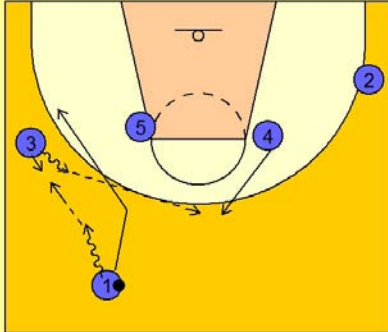


Greece set play 10





Greece set play 9

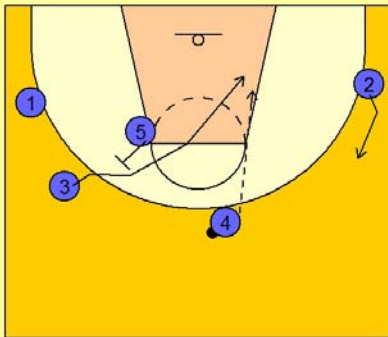


Greece Set Play vs. Man Defense

#1 drives the ball at #3 on the left wing.

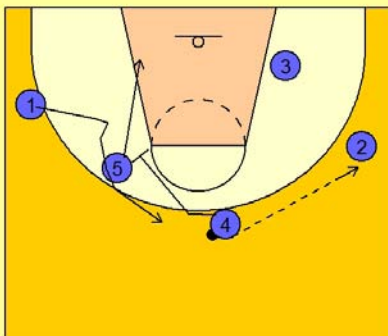
#1 passes to #3 and then cuts to the left wing area.

#3 takes the ball, takes a few dribbles and then passes to #4 on top.



Greece Set Play vs. Man Defense

#5 then back screens for #3. #4 looks to pass to #3 in the lane.



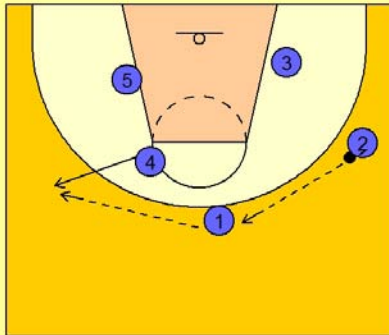
Greece Set Play vs. Man Defense

If #3 does not get the ball, he will reverse the ball to #2 on the right wing.

#5 cuts to the left low block while #4 screens away for #1.

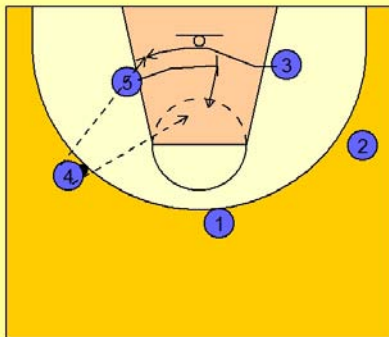


Greece Set Play vs. Man Defense



#2 reverses the ball to #1 who then passes to #4 on the left wing, who has popped out after screening for #1.

Greece Set Play vs. Man Defense



#5 then screens across for #3.

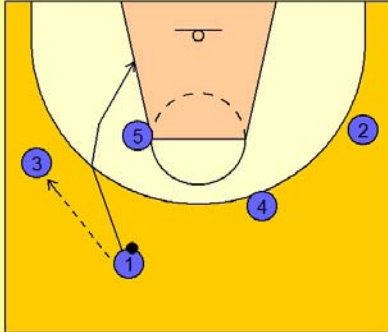
#4 looks to feed #3 inside or pass to #5 screening and stepping up in the lane looking for the mid-range jump shot.



Greece set play 8

Greece Set Play vs. Man Defense

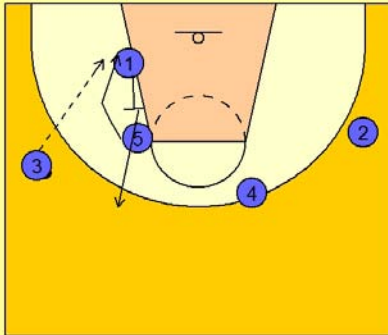
#1 passes to #3 on the left wing and cuts to the ball side low block.



Greece Set Play vs. Man Defense

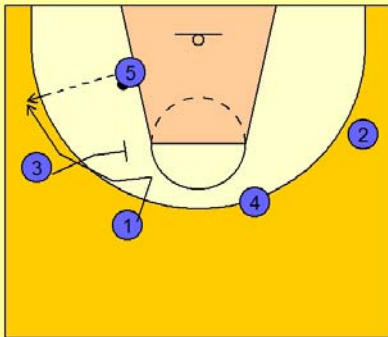
#1 then quickly turns and back screens for #5.

#3 looks to feed the post if he is open.



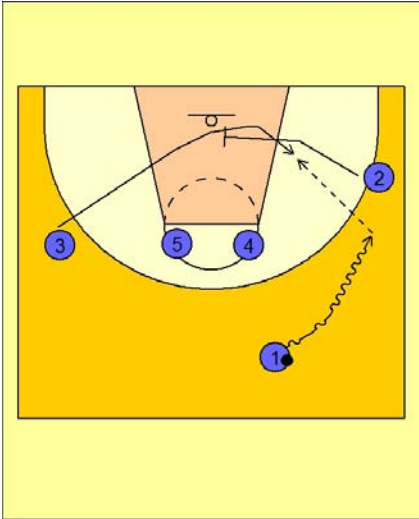
Greece Set Play vs. Man Defense

When #5 catches the ball, #3 screens in for #1 who breaks to the wing area to receive the pass back from the post, if #5 does not shot.





Greece set play 7

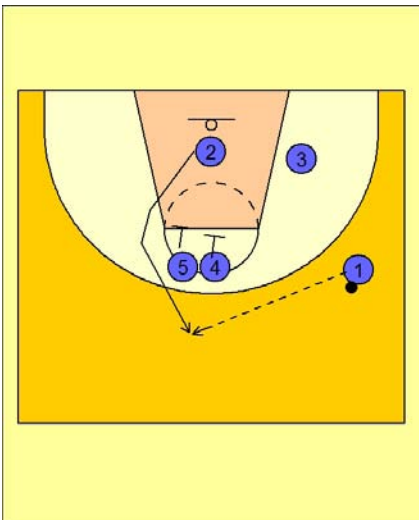


Greece Set Play vs. Man Defense

#1 drives the ball to the right wing.

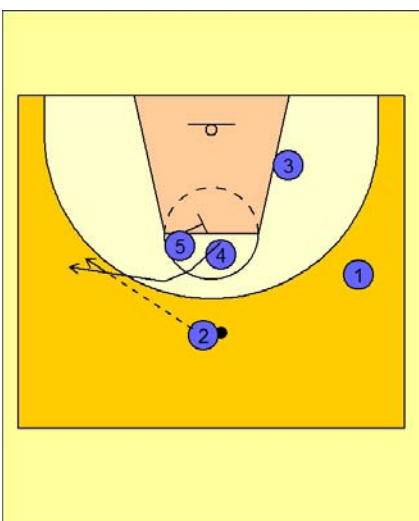
#2 cuts under the basket and sets a screen for #3.

#3 looks to post up on the right block.



Greece Set Play vs. Man Defense

If #3 does not get the ball, #2 cuts up off the double screen from #4 and #5.



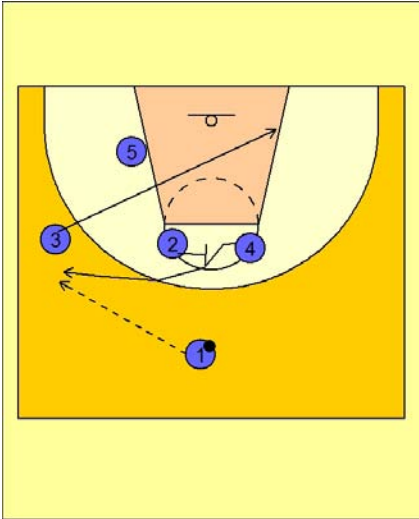
Greece Set Play vs. Man Defense

Now even though this is your standard "America's Play", I like the conclusion to this play.

They have #5 screen in for #4 who breaks to the left wing for the open jumper as soon as #2 catches the ball on top.



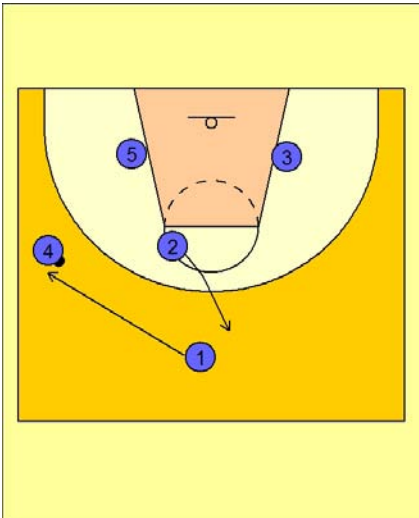
Greece set play 6



Greece Set Play vs. Man Defense

The play starts with #2 screening for #4. #3 cuts across the lane to the opposite low block.

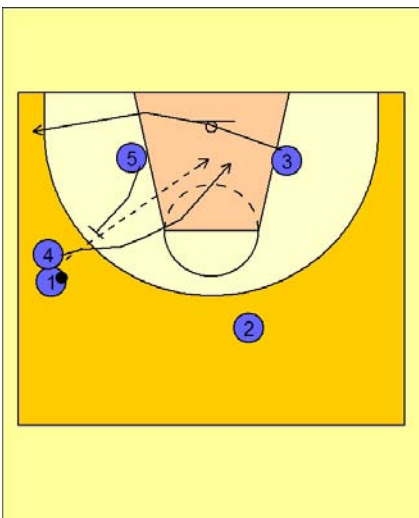
#1 enters the ball to #4 on the left wing.



Greece Set Play vs. Man Defense

#1 cuts towards his pass and gets the ball back from #4.

#2 breaks out on top after screening for #4.



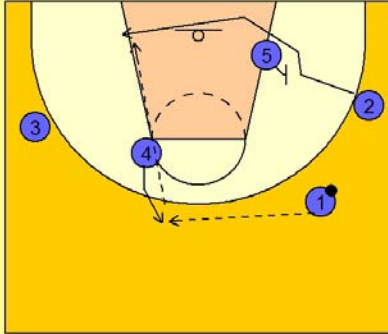
Greece Set Play vs. Man Defense

#3 now cuts to the ball side corner while #5 sets a back screen for #4.

#4 cuts to the basket off the back screen while #1 looks to make the lob pass in the lane.



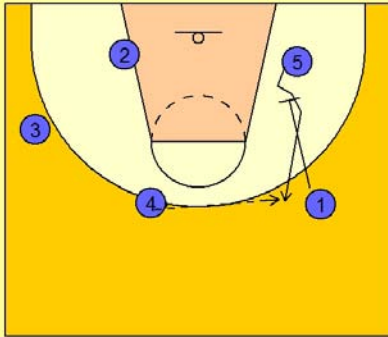
Greece set play 5



Greece Set Play vs. Man Defense

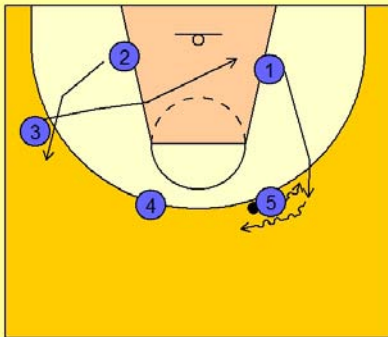
#4 steps out and receives the entry pass from #1.

On the pass to #4, #5 sets a back screen for #2. #2 cuts either over or under the screen from #5 and looks to receive the ball inside from #4.



Greece Set Play vs. Man Defense

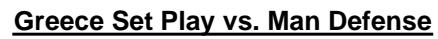
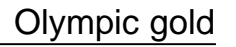
If #2 does not receive the ball, #1 sets a down screen for #5. #4 passes the ball to #5.



Greece Set Play vs. Man Defense

Once #5 receives the ball from #4, #1 cuts back up to the top and receives a handoff from #5.

As this action is taking place between #5 and #1, #3 cuts through the lane to the opposite low block area while #2 pops out to the left wing area.

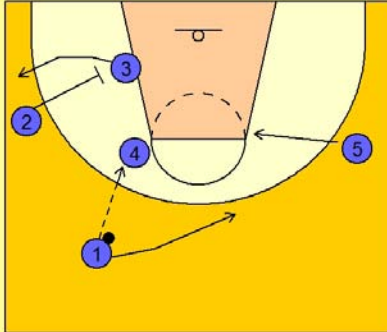


#1 looks to score, hit #4 rolling or pass to #2 in the left corner.

#4 works the low post area by himself while the other four players work the perimeter area, looking to pass and penetrate for scoring or drive and kick out opportunities.



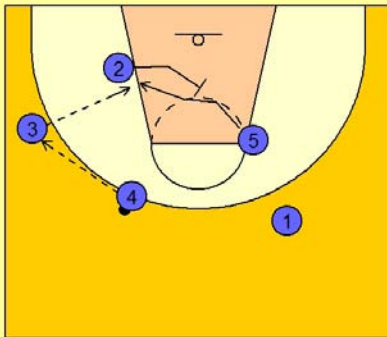
Greece set play 4



Greece Set Play vs. Man Defense

#1 enters the ball to #4 and cuts away to the other side of the floor.

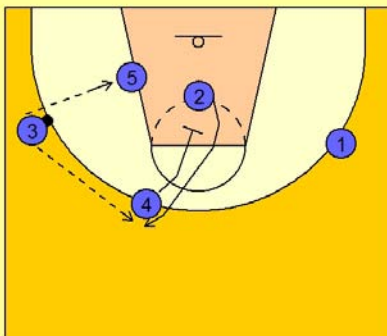
#5 moves into the high post area while #2 sets a down screen for #3.



Greece Set Play vs. Man Defense

#4 passes to #3 who just came off the down screen from #2.

#2 then slides up the lane and sets a back screen for #5. #3 looks to feed the low post player #5 if he is open.

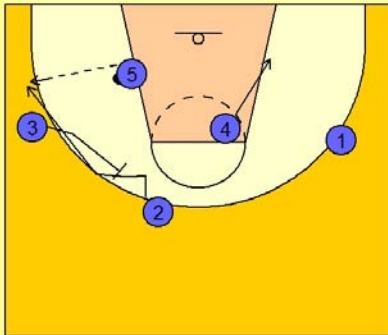


Greece Set Play vs. Man Defense

After passing to #3, #4 sets a down screen for #2, trying to get open on top for the open jump shot.

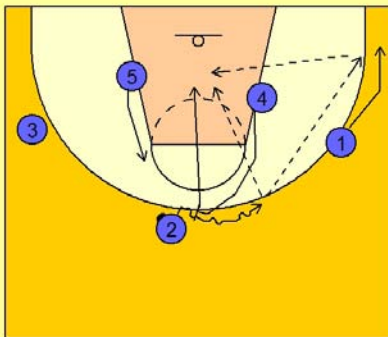


Greece Set Play vs. Man Defense



If #5 receives the pass inside, #3 will screen away on the perimeter for #2. #5 looks to score or kick out to #2 on the wing.

Greece Set Play vs. Man Defense



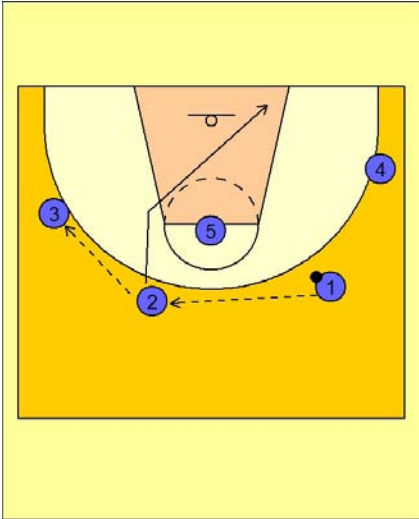
If #2 received the ball on top and does not have the shot, #4 steps out and sets a ball screen.

#2 drives off the ball screen and looks to score, drive and kick out to #1 in the corner or hit #4 rolling to the basket.

#5 takes his defender away from the basket as #4 rolls to the basket.



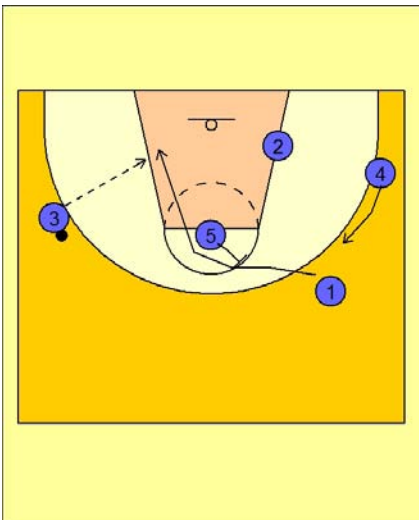
Greece set play 3



Greece Set Play vs. Man Defense

#1 reverses the ball to #2 on top who then passes to #3 on the left wing.

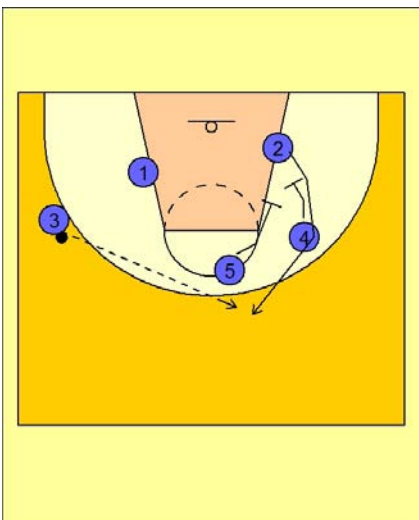
#2 cuts through the lane and down to the opposite low block.



Greece Set Play vs. Man Defense

As soon as #2 cuts through, #1 follows with a cut to the ball side low block off of a back screen from #5.

#4 slides up to fill the spot left by #3.

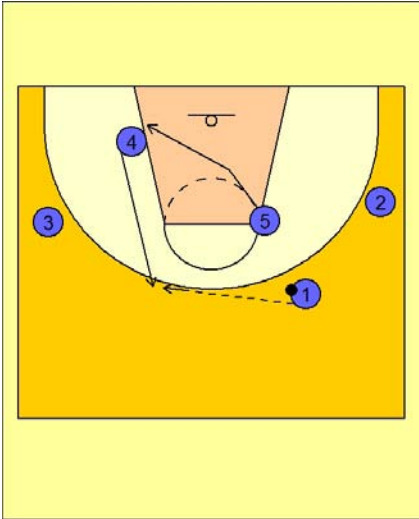


Greece Set Play vs. Man Defense

If #1 does not get the ball, #5 and #4 set a double screen for #2, looking to get open for the open jumper on top.



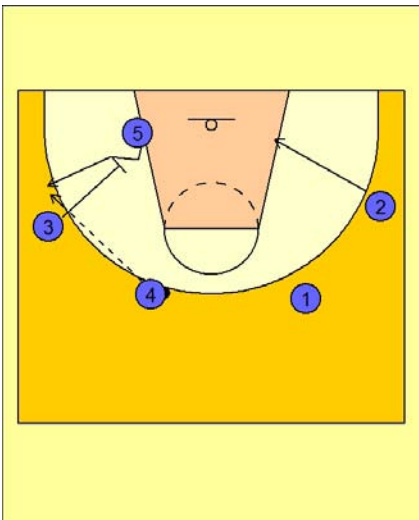
Greece set play 2



Greece Set Play vs. Man Defense

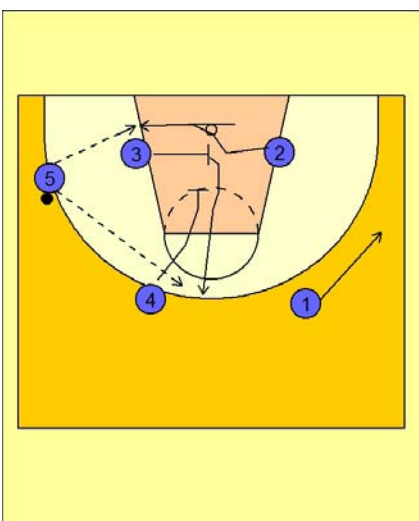
#4 quickly moves out past the three point line to receive the entry pass from #1.

#5 slides over to take the spot of #4.



Greece Set Play vs. Man Defense

#3 sets a down screen for #5. #4 passes to #5 coming off the down screen.



Greece Set Play vs. Man Defense

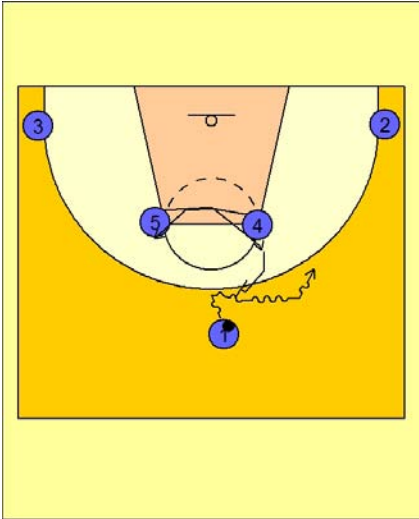
Once #5 has the ball on the left wing, #3 screens across for #2 while #4 sets a down screen for the screener, #3.

#5 looks inside to #2 or for #3 coming out on top off the down screen from #4.

#1 flattens out on the right wing area.



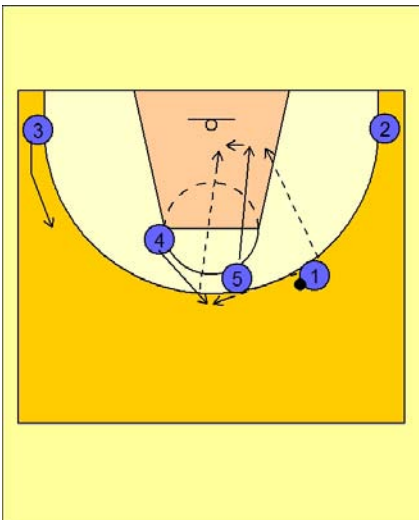
Greece set play 1



Greece Set Play vs. Man Defense

To start the play, #4 and #5 exchange spots on the elbows.

After the exchange, #5 steps out and sets a ball screen for #1.

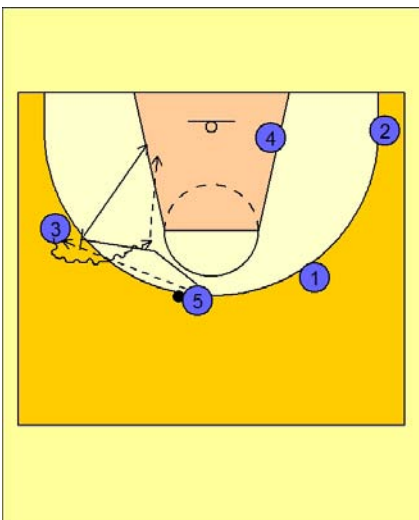


Greece Set Play vs. Man Defense

As #1 comes off the ball screen, #5 rolls to the basket looking for the pass from #1. #4 steps out on the top of the key looking for the pass from #1.

#4 will look for the high / low pass to #5.

#3 slides up the to the left wing area.



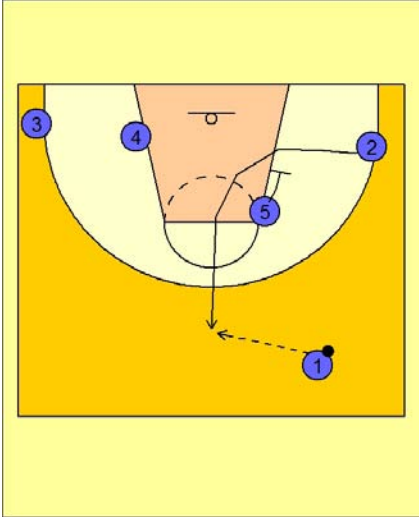
Greece Set Play vs. Man Defense

#5 passes to #3 on the left wing and then moves over to #3 to set a ball screen.

#3 comes off the ball screen from #5. #5 rolls to the open lane area.



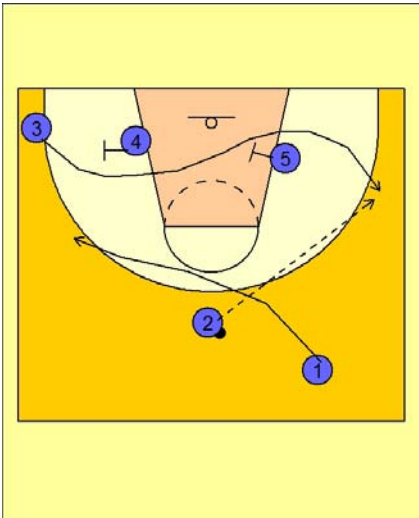
Croatia set play 4



Croatia Set Play vs. Man Defense

#5 sets a down screen for #2 to start the play.

#1 passes to #2 on top.

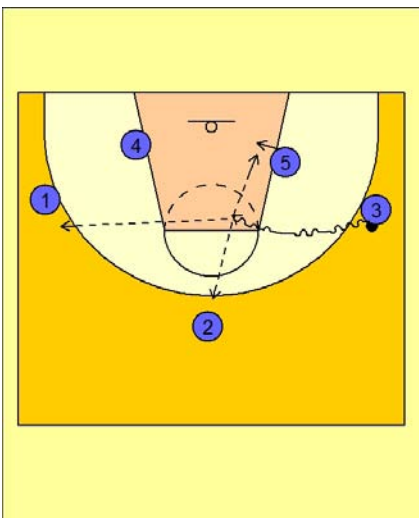


Croatia Set Play vs. Man Defense

#3 now cuts off a double staggered screen along the baseline from #4 and #5.

#1 cuts to the opposite wing area.

#2 looks to hit #3 on the right wing for an open jump shot.



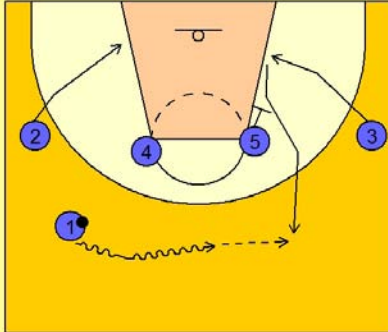
Croatia Set Play vs. Man Defense

On the catch, if #3 does not have a shot, will look to attack the lane on the dribble.

#3 will look to score, dump the ball down to #5 or kick out to #2 on top or #1 on the left wing.



Croatia set play 3

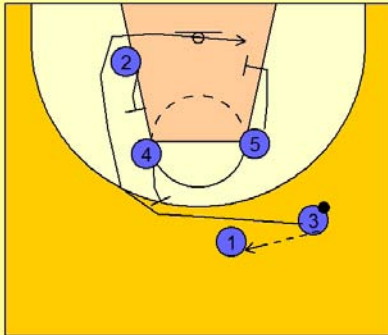


Croatia Set Play vs. Man Defense

#1 takes the ball from the left wing to the top. #5 sets a down screen for #3 who breaks up to the top right side of the floor.

#1 passes to #3.

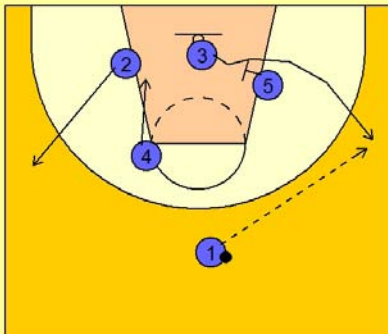
#2 has now cut down to the left low block area.



Croatia Set Play vs. Man Defense

#3 passes the ball back to #1 on top.

#3 now cuts across and down off of a screen from #4 and #2. He then curls around and uses another screen from #5.



Croatia Set Play vs. Man Defense

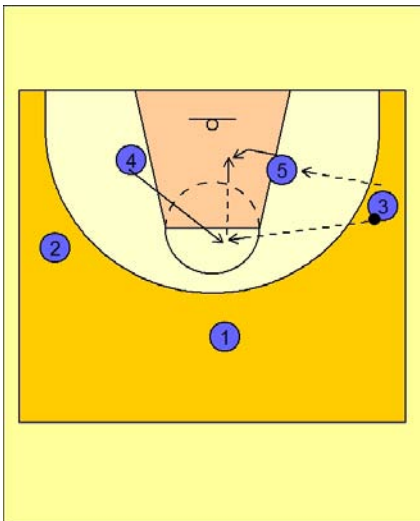
#1 looks to hit #3 for an open jumper on the right wing.

#4 sprints to the low block and #2 cuts up to the left wing.



Croatia Set Play vs. Man Defense

#3 looks to load the post player #5 or hit #4 flashing to the high post.





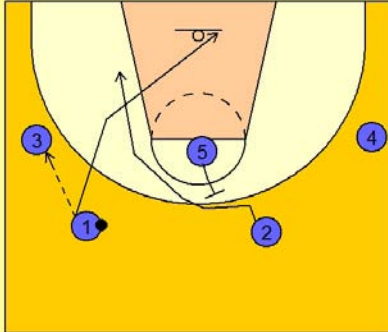
Croatia set play 2

Croatia Set Play vs. Man Defense

2 - 3 high to begin.

#1 passes to #3 on the left wing.

#1 cuts to the rim. #2 follows behind #1 and cuts off the back screen from #5.

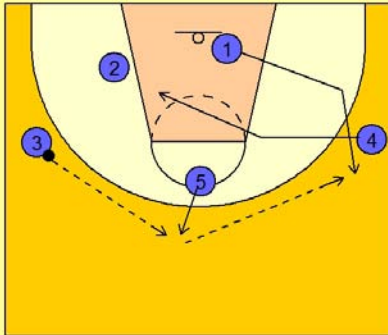


Croatia Set Play vs. Man Defense

#5 steps out and receives the pass from #3.

#1 cuts out to the right side of the floor and receives the next pass from #5.

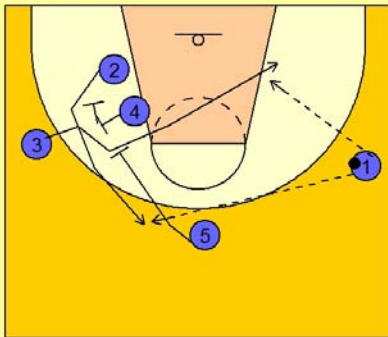
On the pass to #1, #4 is sprinting in the lane looking to screen for #3.



Croatia Set Play vs. Man Defense

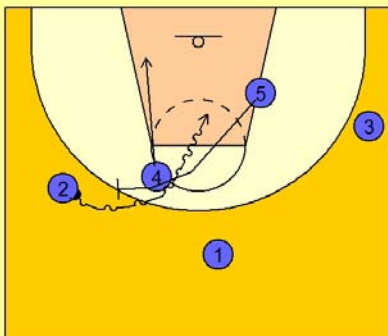
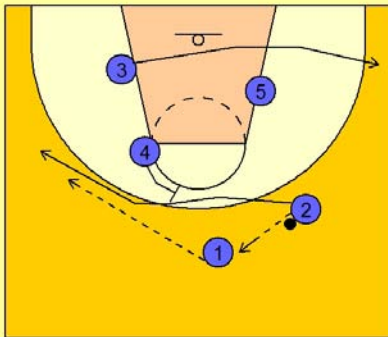
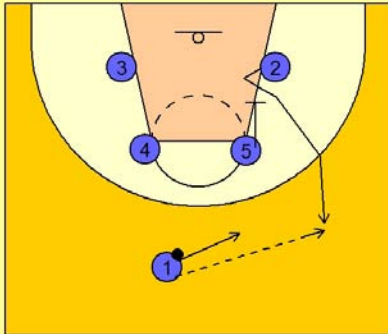
#4 back screens for #3. #3 cuts across the lane.

#2 then uses a double screen from #4 and #5. #1 looks to pass the ball to #3 on the right low block or #2 on top for the open jumper.



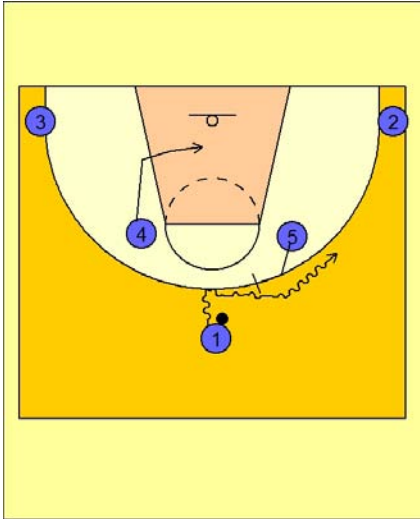


Croatia set play 1





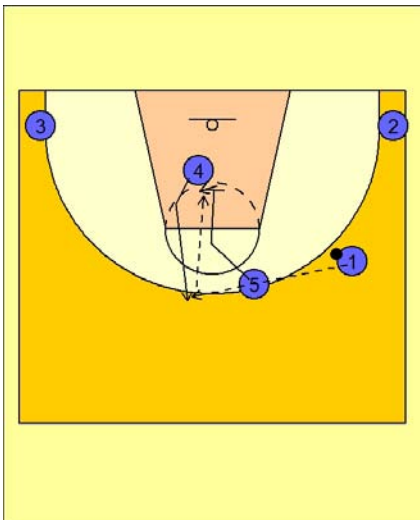
China set play 2



China Set Play vs. Man Defense

#1 drives the ball off of a ball screen from #5.

#4 cuts under the basket.



China Set Play vs. Man Defense

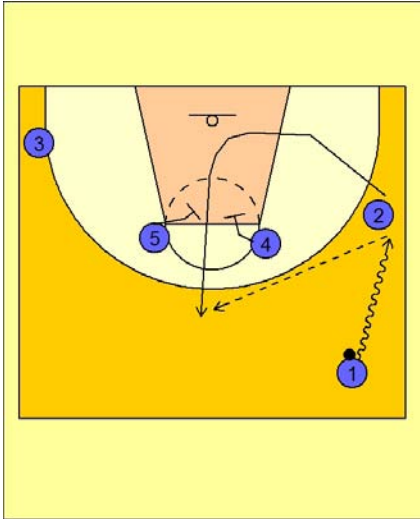
#5 rolls off the ball screen and down screens for #4 in the middle of the lane.

#1 passes to #4 on top.

#5 screens, opens up and seals in the paint, looking for the high / low entry pass from #4.



China set play 1

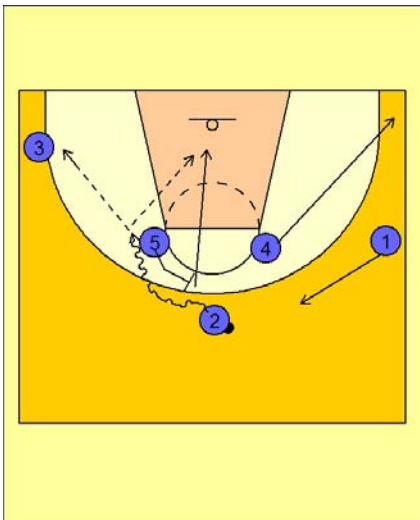


China Set Play vs. Man Defense

#1 drives to the right wing area.

#2 cuts under the basket and up between a double screen from #5 and #4.

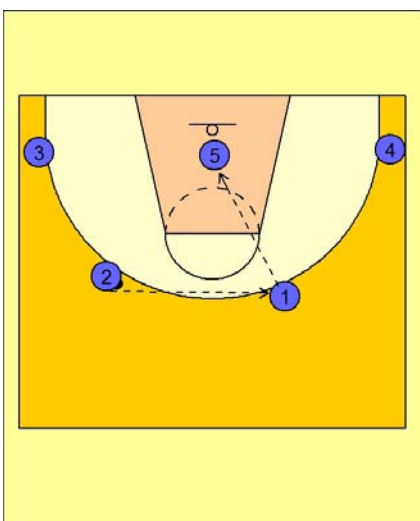
#1 passes to #2 on top.



China Set Play vs. Man Defense

#5 now sets a ball screen for #2.

#2 drives the ball to the left side while #5 rolls to the basket.

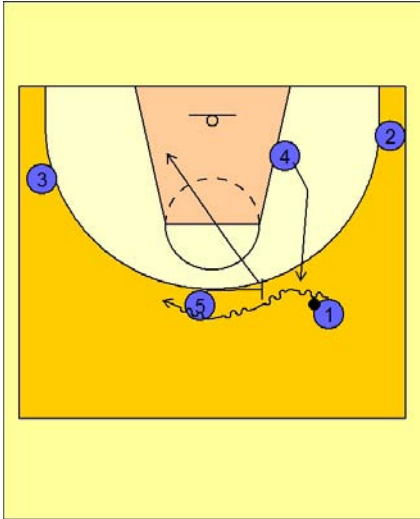


China Set Play vs. Man Defense

#2 may reverse the ball on top to #1 who can feed #5 under the basket.



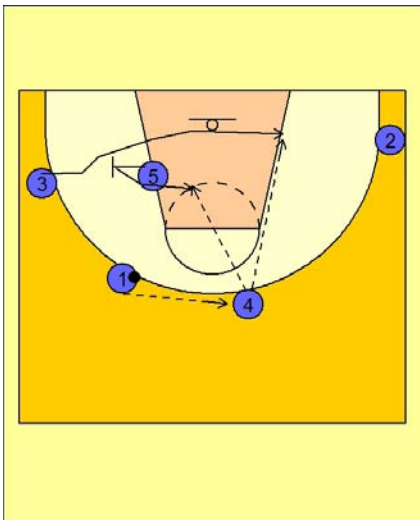
Australia set play 5



Australia Set Play vs. Man Defense

#1 drives the ball off the ball screen from #5.

#5 rolls in the lane while #4 breaks out on top.



Australia Set Play vs. Man Defense

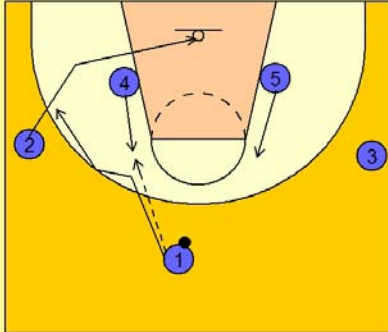
#1 passes to #4 on top.

#3 cuts in the lane off of a back screen from #5.

As soon as #3 cuts in the lane, #5 steps back into the lane looking for the post feed in the mid-post area.



Australia set play 4



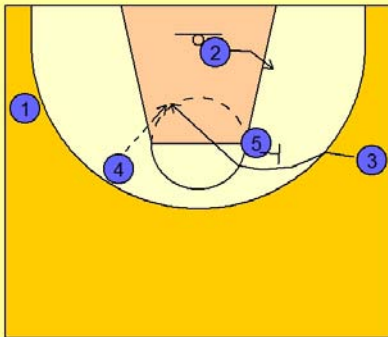
Australia Set Play vs. Man Defense

3 - 2 set to begin.

#4 and #5 flash to the high post area.

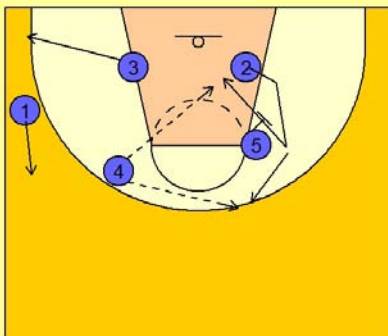
#1 enters the ball to #4.

#2 cuts back door while #1 cuts over the top of #4.



Australia Set Play vs. Man Defense

#4 now looks for #3 cutting over the top of a screen from #5. #2 continues his cut across the lane and out to the right block area.



Australia Set Play vs. Man Defense

If #3 does not get the ball, #5 will screen down for #2.

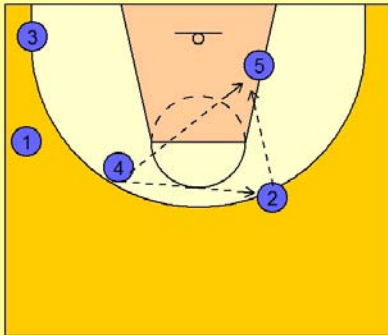
#2 cuts up off the down screen from #5 looking for the open jumper. #2 may also fake this move and cut back door for the pass at the rim.



Australia Set Play vs. Man Defense

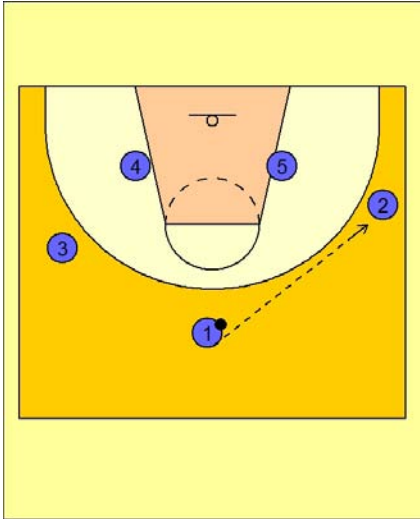
If #2 does get the ball on top, he will look for the shot or look to feed #5 isolated in the post.

#4 may also make the post feed after #5 down screens, opens up and seals in the paint.





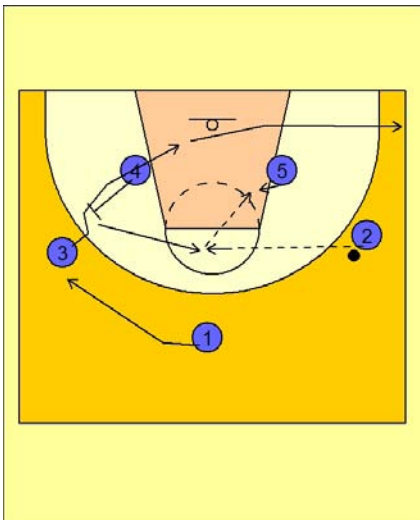
Australia set play 3



Australia Set Play vs. Man Defense

3 - 2 alignment to begin.

#1 passes to #2 on the right wing.



Australia Set Play vs. Man Defense

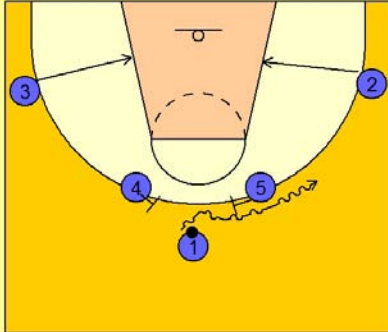
#4 now sets a back screen for #3. #3 cuts across the lane and out to the ball side corner area.

After screening, #4 flashes to the high post area.

#2 looks to hit #4 in the high post for the shot, or the high / low entry pass to #5.



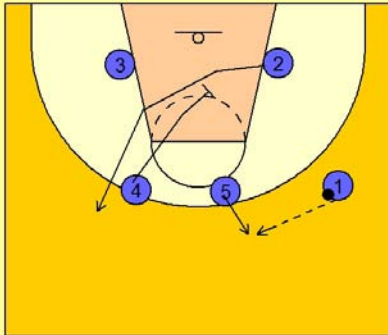
Australia set play 2



Australia Set Play vs. Man Defense

"A Set" to begin with #4 and #5 looking to ball screen for #1. #2 and #3 cut to the lane lines.

#1 drives off the ball screen from #5.



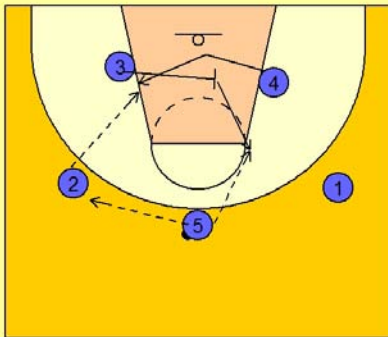
Australia Set Play vs. Man Defense

#5 steps out after #1 dribbles off of the screen.

#1 passes the ball on top to #5.

#5 sets a diagonal down screen for #2.

#2 breaks out to the left top area of the floor.



Australia Set Play vs. Man Defense

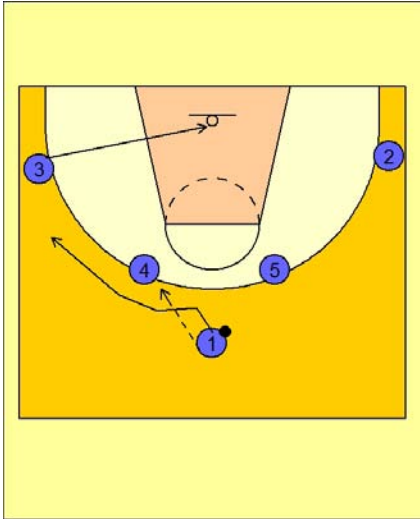
#5 passes to #2 for the open jumper.

If #2 does not have a shot, he will look for #4 on the ball side low block, cutting off a screen from #3.

#5 may also keep the ball and look to hit #3 stepping to the ball after #4 cuts over the screen.

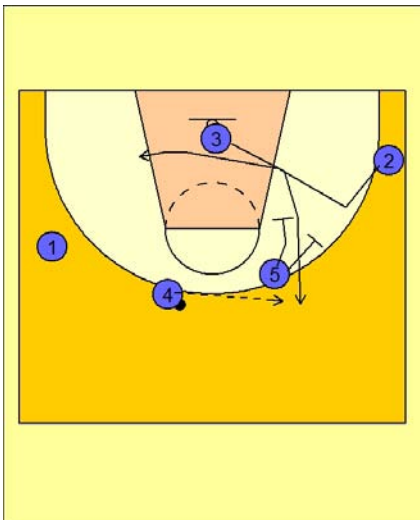


Australia set play 1



Australia Set Play vs. Man Defense

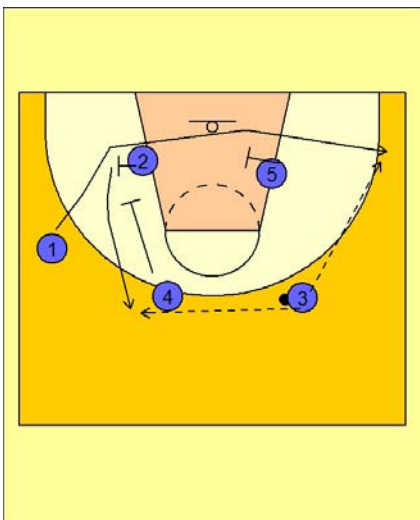
#1 passes to #4 and cuts over the top to the left wing area. #3 cuts under the basket.



Australia Set Play vs. Man Defense

#5 looks to set a screen for #2. #2 fakes up and then cuts across the lane while #3 breaks up off a down screen from #5.

#4 looks to hit #2 or #3.



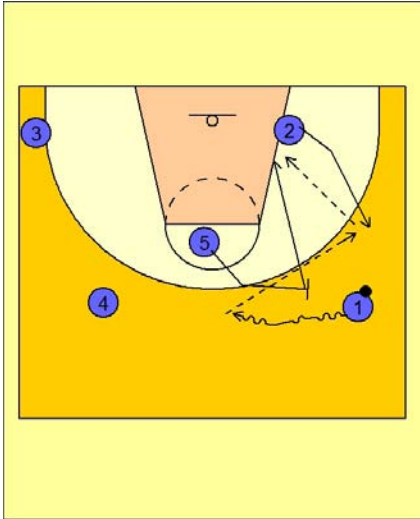
Australia Set Play vs. Man Defense

#1 now uses a double staggered screen from #2 and #5 and cuts to the ball side corner area.

#4 then down screens for #2. #3 looks to hit #1 or #2 for the open jump shots.



Argentina set play 9



Argentina Set Play vs. Man Defense

2 - 1 - 2 alignment.

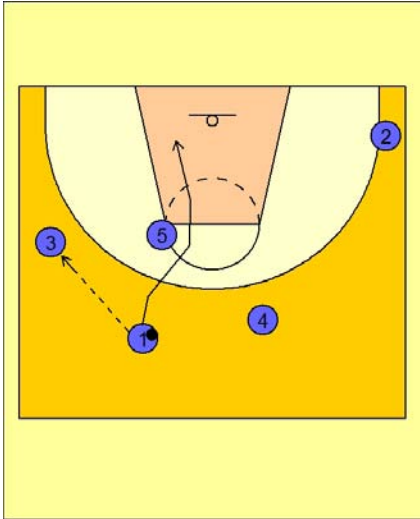
#5 steps out and ball screens for #1.

As #1 comes off the ball screen, #2 breaks out to the right wing area.

#5 rolls to the basket looking for the pass from #1. #1 may also hit #2 on the right wing, who then looks to feed #5 on the blocks.

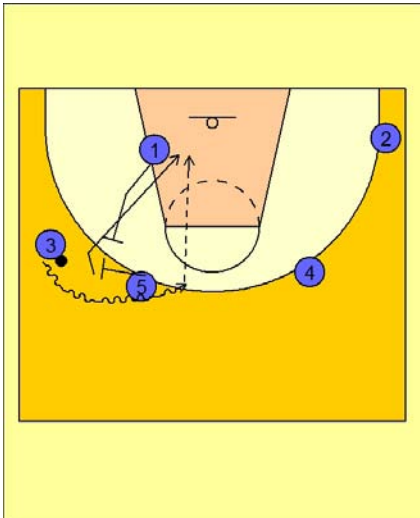


Argentina set play 8



Argentina Set Play vs. Man Defense

#1 enters the ball to #3 on the left wing and cuts into the lane.



Argentina Set Play vs. Man Defense

#5 ball screens for #3.

As #3 comes off the ball screen, #1 steps out and back screens for #5.

#5 rolls to the basket looking for the pass from #3.



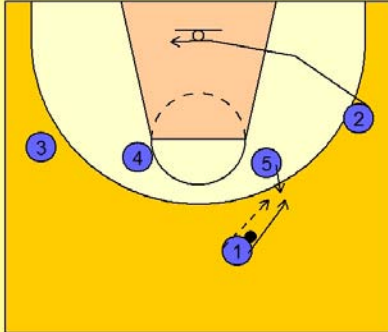
Argentina set play 7

Argentina Set Play vs. Man Defense

1 - 4 high to begin.

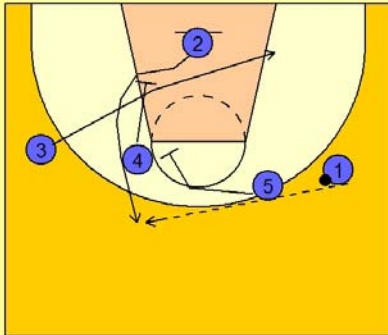
#1 enters the ball to #5 and cuts toward #5 to get the ball back.

#2 cuts under the basket.



Argentina Set Play vs. Man Defense

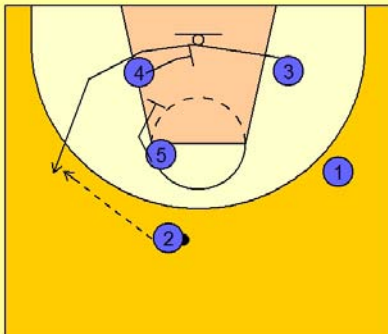
#3 cuts across the lane to the opposite block area while #4 and #5 set a double staggered down screen for #2.



Argentina Set Play vs. Man Defense

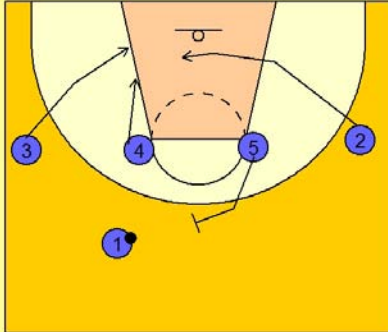
If #2 does not have the shot, #4 and #5 continue their double screen action for #3.

#2 looks to hit #3 on the left wing area.





Argentina set play 6

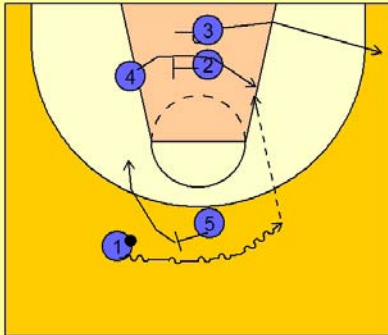


Argentina Set Play vs. Man Defense

1 - 4 high set to begin.

#3 and #4 cut to the lane while #2 cuts under the basket.

#5 steps out to set a ball screen for #1.

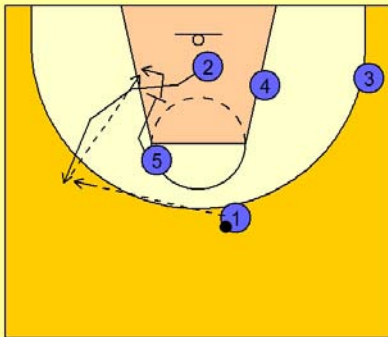


Argentina Set Play vs. Man Defense

#3 continues his cut to the right corner area.

#2 continues his action and screens in the lane for #4.

#1 comes off the ball screen from #5 and looks to feed the ball inside to #4 coming off the screen.

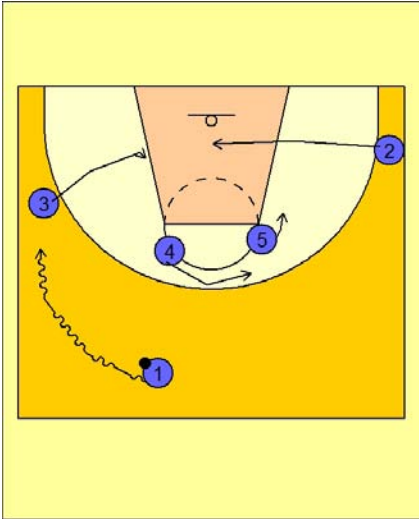


Argentina Set Play vs. Man Defense

#5 completes the play by setting a down screen for the screener, #2. #1 looks to hit #2 for the open jumper on top.



Argentina set play 5

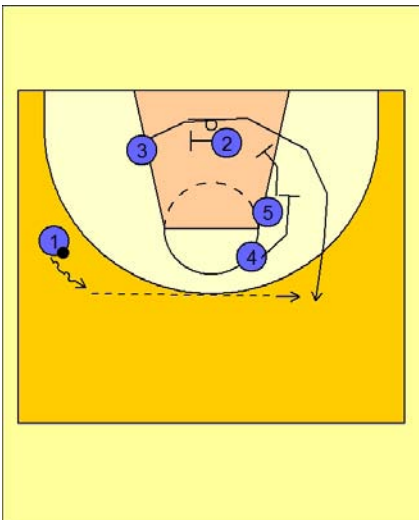


Argentina Set Play vs. Man Defense

#1 drives the ball at #3 on the left wing.

#2 cuts under the basket.

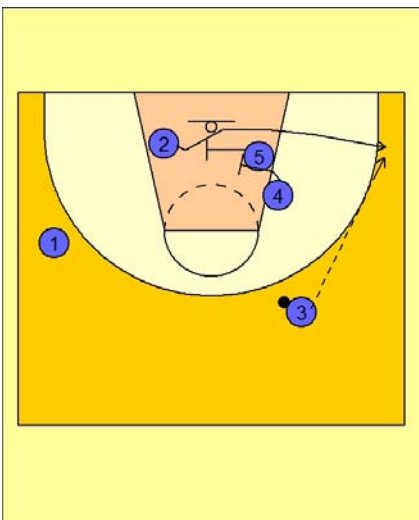
#4 and #5 begin to set up for a screen on the opposite elbow area.



Argentina Set Play vs. Man Defense

Once #3 gets to the left wing, #3 cuts up to the top of the key area off a triple staggered screen from #2, #5 and #4.

#3 looks to shoot the open jumper.



Argentina Set Play vs. Man Defense

If #3 does not get the shot, #2 turns and uses a double screen from #4 and #5, trying to get open for a shot in the right corner area.

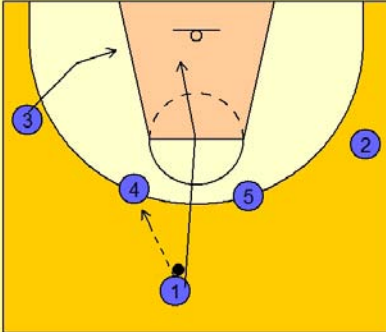


Argentina set play 4

Argentina Set Play vs. Man Defense

1 - 4 high set to begin.

#1 enters to #4 and cuts into the middle of the lane. #3 cuts to the lane area at the same time.

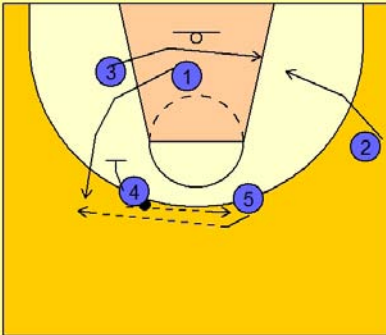


Argentina Set Play vs. Man Defense

#4 passes to #5 on top.

#1 now cuts back up to the top off of a down screen for #1.

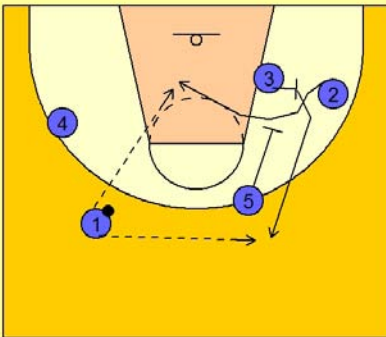
#3 continues his cutting action across the lane. #2 now cuts down towards the lane at the same time.



Argentina Set Play vs. Man Defense

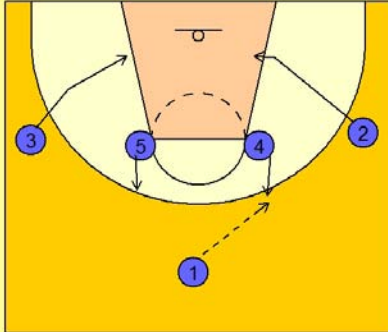
If #1 does not have an open jump shot, #3 steps out and back screens for #2. #2 cuts over the top of the screen from #3.

#5 then down screens for #3 to complete the "flex cut" action.





Argentina set play 3

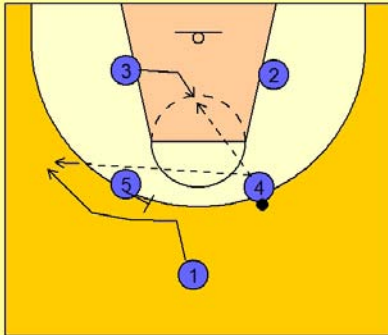


Argentina Set Play vs. Man Defense

1 - 4 high to begin.

#4 and #5 step out to receive the entry pass.

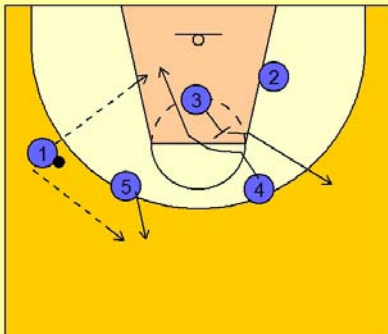
In this diagram, #1 passes to #4. #2 and #3 cut to the low blocks on their respective sides.



Argentina Set Play vs. Man Defense

#5 now sets a flare screen for #1. #1 cuts to the left wing area while #3 ducks in the lane looking for the entry pass in the lane.

This action is really only intended to set up the rest of the play.



Argentina Set Play vs. Man Defense

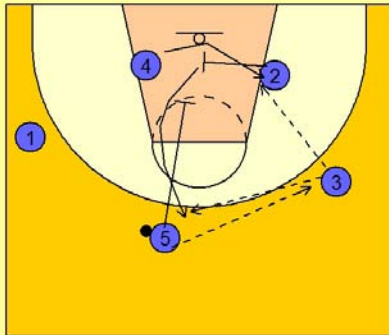
#3 now sets a diagonal back screen for #4. #3 screens and pops out to the right wing area.

#4 cuts into the lane looking for the pass from #1.

If #4 is not open, #1 passes to #5 stepping out on the perimeter.



Argentina Set Play vs. Man Defense



#5 now reverses the ball to #3 on the right wing.

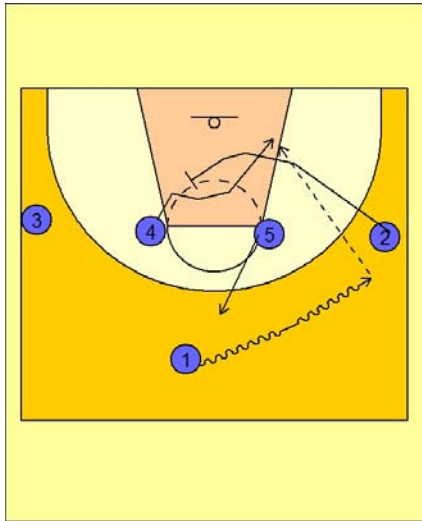
#2 screens across for #4, which is always a good option (small screening for big) just in case they switch you will have a size mismatch.

#5 completes the play by "screening for the screener" and down screens for #2 in the lane.

#3 feeds #4 inside or #2 on top for the open jump shot.



Argentina set play 2



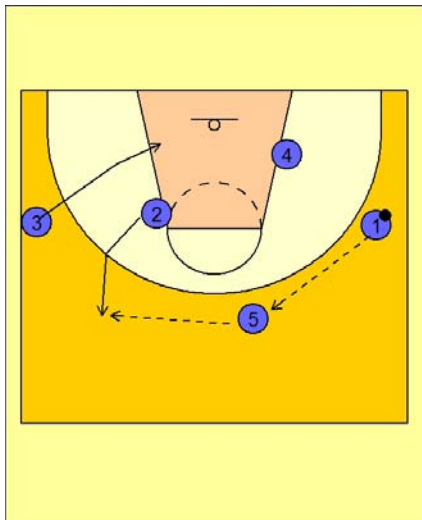
Argentina Set Play vs. Man Defense

1 - 4 high to begin.

#1 drives the ball to the right wing.

#2 cuts into the lane and sets a diagonal back screen for #4. #5 steps out.

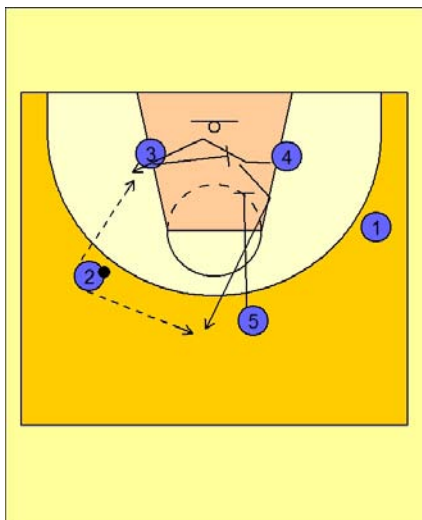
#1 looks to hit #4 on the ball side low block.



Argentina Set Play vs. Man Defense

If #4 does not get the ball, #1 passes the ball out on top to #5. #2 steps out and receives the next pass from #5.

On the pass from #5 to #2, #3 is cutting into the lane area.



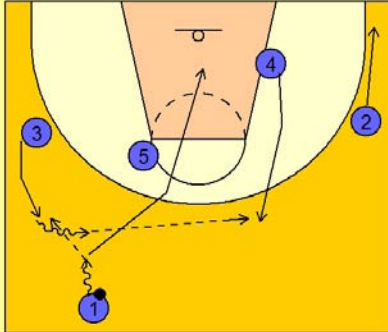
Argentina Set Play vs. Man Defense

When #2 catches the ball, #3 screens across for #4. #4 posts up while #5 "picks the picker" and down screens for #3.

#2 looks to feed the post player #4 or pass on top for the open jump shot from #3.

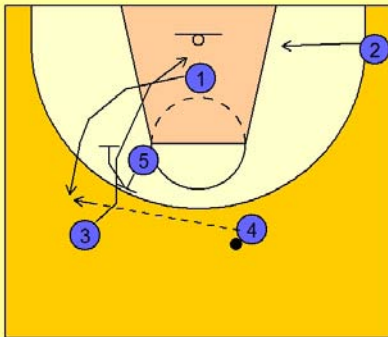


Argentina set play 1



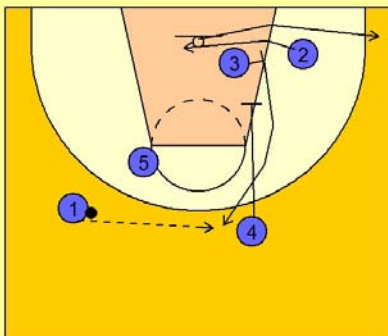
Argentina Set Play vs. Man Defense

- #1 drives the ball at #3 on the left wing and executes a dribble hand-off.
- #3 gets the ball, takes a dribble or two and then passes to #4 breaking out on top.
- #1, after handing off to #3, cuts into the middle of the lane, under the basket.
- #2 flattens out to the right corner area.



Argentina Set Play vs. Man Defense

- #5 and #3 now set a double staggered down screen for #1.
- #4 looks to hit #1 on the left side for the open jumper.
- #2 starts to make a cut in towards the lane.



Argentina Set Play vs. Man Defense

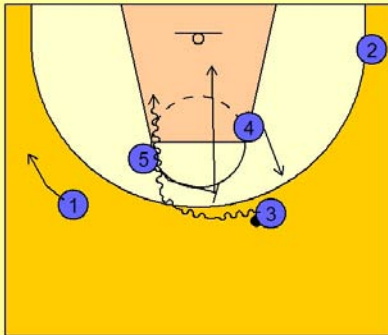
- #3 screens for #2 who will break under the basket looking for the ball. If he does not get the ball, he breaks back out to right corner area.
- #3 then breaks out on top off a down screen from #4.
- #1 hits #3 for the open jumper.



Argentina Set Play vs. Man Defense

If #3 does not get a shot, #5 steps out and ball screens for #3.

#3 drives the ball hard off the ball screen looking to score, kick the ball out to #1 on the left wing or pass to #5 rolling to the basket.



Argentina Set Play vs. Man Defense

#3 also has the option to pass the ball back to #4 who will look to feed #5 sealing inside the lane.

